

2005 Ford Focus ZX5 S

2005 FORD MOTOR CO. Focus

2005 FORD MOTOR CO.**Focus****BUZZERS, RELAYS & TIMERS****BUZZERS, RELAYS & TIMERS LOCATION**

Component	Location
A/C Clutch Relay	In battery junction box. See Fig. 2 .
Air Pump Relay	In battery junction box. See Fig. 2 .
Battery Saver Relay	In central junction box. See Fig. 1 .
Daytime Running Lamps (DRL) Relay	In battery junction box. See Fig. 2 .
Decklid Relay	In central junction box. See Fig. 1 .
Engine Cooling Fan Relay	In battery junction box. See Fig. 2 .
Fog Lamp Relay	In battery junction box. See Fig. 2 .
Fuel Pump Relay	In battery junction box. See Fig. 2 .
High Beam Relay	In battery junction box. See Fig. 2 .
High Speed Fan Control Relay	In battery junction box. See Fig. 2 .
Horn Relay	In central junction box. See Fig. 1 .
Ignition Relay	In battery junction box. See Fig. 2 .
Low Beam Relay	In battery junction box. See Fig. 2 .
Low Speed Engine Cooling Fan Relay A	In battery junction box. See Fig. 2 .
Low Speed Engine Cooling Fan Relay B	In battery junction box. See Fig. 2 .
Luggage Compartment Lid Release Relay (4 Door)	Left side of luggage compartment. See Fig. 16 .
One-Touch Window Relay	In driver door, behind trim panel. See Fig. 27 .
Power Hold Relay	In battery junction box. See Fig. 2 .
Rear Window Defrost Relay	In central junction box. See Fig. 1 .
Rear Wiper Relay	In central junction box. See Fig. 1 .
Starter Relay	In central junction box. See Fig. 1 .
Windshield Wiper Relay	In central junction box. See Fig. 1 .

CIRCUIT PROTECTION DEVICES**CIRCUIT PROTECTION DEVICES LOCATION**

Component	Location
Battery Junction Box (BJB)	In left rear corner of engine compartment. See Fig. 3 .
Central Junction Box (CJB)	Behind left side of dash. See Fig. 11 .

CONTROL UNITS

CONTROL UNITS LOCATION

Component	Location
ABS Control Module	In left rear corner of engine compartment, under master cylinder. See Fig. 4 .
Fuel Pump Driver Module	Under right rear seat. See Fig. 36 .
Generic Electronic Module (GEM)	On right "A" pillar. See Fig. 12 .
Heater Control Module	Behind dash. See Fig. 11 .
Intake Manifold Runner Control (IMRC) Module (2.0L)	On left rear of engine. See Fig. 5 .
Intake Manifold Runner Control (IMRC) Module (2.3L)	On left rear of engine. See Fig. 7 .
Passive Anti-Theft Transceiver Module	On upper right side of steering column. See Fig. 13 .
Powertrain Control Module (PCM)	Behind right side of dash, at base of "A" pillar. See Fig. 15 .
Restraints Control Module	Under center console. See Fig. 14 .
Roof Opening Panel Unit (Wagon Shown)	At center front of roof. See Fig. 24 .
Seat Weight Sensor Module	Under passenger's seat. See Fig. 25 .

MOTORS

MOTORS LOCATION

Component	Location
Air Pump Motor	At left front corner of engine compartment. See Fig. 3 .
Door Lock Unit (Driver Side Front) (Except 3-Door)	In driver's door. See Fig. 27 .
Door Lock Unit (Driver Side Front) (3-Door)	In driver's door. See Fig. 26 .
Door Lock Unit (Left Rear)	In left rear door. See Fig. 30 .
Door Lock Unit (Passenger Side Front) (Except 3-Door)	In passenger's door. See Fig. 29 .
Door Lock Unit (Passenger Side Front) (3-Door)	In passenger's door. See Fig. 28 .
Door Lock Unit (Right Rear)	In right rear door. See Fig. 31 .
EGR Stepper Motor	Right side of engine compartment. See Fig. 3 .
Engine Cooling Fan Motor	On radiator. See Fig. 4 .

2005 Ford Focus ZX5 S

2005 FORD MOTOR CO. Focus

Fuel Tank Unit	On fuel tank. See Fig. 36 .
Heater Blower Motor	Behind center of dash. See Fig. 11 .
Liftgate/Decklid Latch Assembly (Wagon)	In liftgate. See Fig. 33 .
Liftgate/Decklid Latch Assembly (3-Door, 5-Door)	In liftgate. See Fig. 34 .
Power Window Motor (Left Front) (Except 3-Door)	In driver door. See Fig. 27 .
Power Window Motor (Left Front) (3-Door)	In driver's door. See Fig. 26 .
Power Window Motor (Left Rear)	In left rear door. See Fig. 30 .
Power Window Motor (Passenger Side Front) (3-Door)	In passenger's door. See Fig. 28 .
Power Window Motor (Passenger's Side Front) (Except 3-Door)	In passenger's door. See Fig. 29 .
Power Window Motor (Right Rear)	In right rear door. See Fig. 31 .
Rear Wiper Motor Assembly (Wagon)	In liftgate. See Fig. 33 .
Rear Wiper Motor Assembly (3-Door, 5-Door)	In liftgate, behind trim. See Fig. 34 .
Recirculation Air Actuator	Behind right side of dash, next to blower motor. See Fig. 35 .
Second Cooling Fan Motor	On radiator. See Fig. 4 .
Speed Control Servo	Left side of engine compartment. See Fig. 3 .
Starter Motor	On left rear of engine. See Fig. 4 .
Two-Way Washer Pump Motor	On bottom of washer fluid reservoir. See Fig. 4 .
Windshield Wiper Motor	On top center of firewall. See Fig. 3 .

SENDING UNITS & SENSORS**SENDING UNITS & SENSORS LOCATION**

Component	Location
Camshaft Position Sensor (2.0L)	On top of engine. See Fig. 5 .
Camshaft Position Sensor (2.3L)	On top rear of engine. See Fig. 7 .
Crankshaft Position Sensor (2.0L)	On lower right front of engine. See Fig. 6 .
Crankshaft Position Sensor (2.3L)	On right front of engine. See Fig. 8 .
Cylinder-Head Temperature Sensor (2.0L)	On cylinder head. See Fig. 6 .
Cylinder-Head Temperature Sensor (2.3L)	On top of engine. See Fig. 8 .
Forward Crash Sensor	At front center of vehicle. See Fig. 3 .
Fuel Rail Pressure/Temperature Sensor	

2005 Ford Focus ZX5 S

2005 FORD MOTOR CO. Focus

(2.0L)	On top of engine. See Fig. 5 .
Fuel Rail Pressure/Temperature Sensor (2.3L)	On top of engine. See Fig. 7 .
Fuel Tank Pressure Transducer Sensor	In fuel tank. See Fig. 36 .
Fuel Tank Unit	On fuel tank. See Fig. 36 .
Heated Oxygen Sensor (HO2S) #11 (2.0L)	In exhaust system. See Fig. 6 .
Heated Oxygen Sensor (HO2S) #11 (2.0L, PZEV)	In exhaust system. See Fig. 5 .
Heated Oxygen Sensor (HO2S) #11 (2.3L)	In exhaust system. See Fig. 8 .
Heated Oxygen Sensor (HO2S) #12 (2.0L)	In exhaust system. See Fig. 6 .
Heated Oxygen Sensor (HO2S) #12 (2.0L, PZVE)	In exhaust system. See Fig. 6 .
Heated Oxygen Sensor (HO2S) #12 (2.3L)	In exhaust system. See Fig. 8 .
Heated Oxygen Sensor (HO2S) #13 (2.0L, PZVE)	In exhaust system. See Fig. 6 .
Knock Sensor (2.0L)	On left front of engine. See Fig. 5 .
Knock Sensor (2.3L)	On right side of engine. See Fig. 7 .
Manifold Absolute Pressure/Intake Air Temperature (MAP/IAT) Sensor (2.0L)	On intake system. See Fig. 5 .
Manifold Absolute Pressure/Intake Air Temperature (MAP/IAT) Sensor (2.3L)	On intake system. See Fig. 7 .
Mass Air Flow (MAF) Sensor	On intake system. See Fig. 4 .
Output Shaft Speed (OSS) Sensor (Automatic)	On rear of transmission. See Fig. 9 .
Power Steering Pressure Sensor (2.0L)	Right front of engine compartment. See Fig. 5 .
Power Steering Pressure Sensor (2.3L)	Near left front of cylinder head, on power steering pump. See Fig. 7 .
Seat Belt Buckle Sensor (Driver)	Near driver seat. See Fig. 14 .
Seat Belt Buckle Sensor (Passenger)	Near passenger seat. See Fig. 15 .
Seat Pressure Sensor	Under passenger's seat. See Fig. 25 .
Seat Track Position Sensor (Driver)	Under driver seat. See Fig. 14 .
Side Air Bag Sensor (Left)	Under left front seat. See Fig. 14 .
Side Air Bag Sensor (Right)	Under right front seat. See Fig. 15 .
Throttle Position Sensor (TPS) (2.0L)	On throttle body. See Fig. 5 .
Throttle Position Sensor (TPS) (2.3L)	On throttle body. See Fig. 7 .
Transmission Range (TR) Sensor (Automatic)	On left side of transmission. See Fig. 9 .
Turbine Shaft Speed (TSS) Sensor (Automatic)	On top of transmission. See Fig. 9 .

2005 Ford Focus ZX5 S

2005 FORD MOTOR CO. Focus

Vehicle Speed Sensor (VSS) (M/T)	On rear of transmission. See Fig. 10 .
Wheel Speed Sensor (Left Front)	On left front wheel hub. See Fig. 3 .
Wheel Speed Sensor (Left Rear) (Wagon)	At left rear wheel. See Fig. 18 .
Wheel Speed Sensor (Left Rear) (3 Door)	At left rear wheel. See Fig. 22 .
Wheel Speed Sensor (Left Rear) (4 Door)	On left rear wheel hub. See Fig. 16 .
Wheel Speed Sensor (Left Rear) (5 Door)	At left rear wheel. See Fig. 20 .
Wheel Speed Sensor (Right Front)	On right front wheel hub. See Fig. 3 .
Wheel Speed Sensor (Right Rear) (Wagon)	At right rear wheel. See Fig. 19 .
Wheel Speed Sensor (Right Rear) (3 Door)	At right rear wheel. See Fig. 23 .
Wheel Speed Sensor (Right Rear) (4 Door)	On right rear wheel hub. See Fig. 17 .
Wheel Speed Sensor (Right Rear) (5 Door)	At right rear wheel. See Fig. 21 .

SOLENOIDS & SOLENOID VALVES**SOLENOIDS & SOLENOID VALVES LOCATION**

Component	Location
A/C Clutch Field Coil	On A/C compressor. See Fig. 3 .
EVAP Canister Purge Valve	On rear side of engine compartment. See Fig. 4 .
Evaporative Emission (EVAP) Canister Vent Valve	Under rear of vehicle. See Fig. 36 .
Fuel Injector 1 (2.0L)	On top of engine. See Fig. 6 .
Fuel Injector 1 (2.3L)	On top of engine. See Fig. 8 .
Fuel Injector 2 (2.0L)	On top of engine. See Fig. 6 .
Fuel Injector 2 (2.3L)	On top of engine. See Fig. 8 .
Fuel Injector 3 (2.0L)	On top of engine. See Fig. 6 .
Fuel Injector 3 (2.3L)	On top of engine. See Fig. 8 .
Fuel Injector 4 (2.0L)	On top of engine. See Fig. 6 .
Fuel Injector 4 (2.3L)	On top of engine. See Fig. 8 .
Idle Air Control (IAC) Valve (2.0L)	On intake system. See Fig. 5 .
Idle Air Control (IAC) Valve (2.3L)	On intake system. See Fig. 7 .
Inlet Manifold Runner Control (IMRC) Solenoid 1 (2.0L)	On intake system. See Fig. 5 .
Inlet Manifold Runner Control (IMRC) Solenoid 1 (2.3L)	On intake system. See Fig. 7 .
Intake Manifold Tuning Valve (IMTV) (2.3L)	On intake system. See Fig. 7 .
Luggage Compartment Lid Release Solenoid (4 Door)	In decklid. See Fig. 32 .

2005 Ford Focus ZX5 S

2005 FORD MOTOR CO. Focus

Secondary Air Injection Bypass Solenoid	At right side of engine compartment. See Fig. 4 .
Transmission Hardware Unit	At left rear of transmission. See Fig. 9 .

SWITCHES**SWITCHES LOCATION**

Component	Location
A/C Compressor Cycling Switch	In right rear corner of engine compartment. See Fig. 4 .
Brake Fluid Level Switch	On top of master cylinder reservoir. See Fig. 4 .
Brake Pedal Position Switch	On brake pedal support bracket. See Fig. 12 .
Clutch Pedal Position Switch	On clutch pedal support. See Fig. 12 .
Door Ajar Switch (Driver Side Front) (Wagon)	On left "B" pillar. See Fig. 18 .
Door Ajar Switch (Driver Side Front) (3 Door)	On left "B" pillar. See Fig. 22 .
Door Ajar Switch (Driver Side Front) (4 Door)	On left "B" pillar. See Fig. 16 .
Door Ajar Switch (Driver Side Front) (5 Door)	On left "B" pillar. See Fig. 20 .
Door Ajar Switch (Driver Side Rear) (Wagon)	On left "C" pillar. See Fig. 18 .
Door Ajar Switch (Driver Side Rear) (4 Door)	On left "C" pillar. See Fig. 16 .
Door Ajar Switch (Driver Side Rear) (5 Door)	On left "C" pillar. See Fig. 20 .
Door Ajar Switch (Passenger Side Front) (Wagon)	On right "B" pillar. See Fig. 19 .
Door Ajar Switch (Passenger Side Front) (3 Door)	On right "B" pillar. See Fig. 23 .
Door Ajar Switch (Passenger Side Front) (4 Door)	On right "B" pillar. See Fig. 17 .
Door Ajar Switch (Passenger Side Front) (5 Door)	On right "B" pillar. See Fig. 21 .
Door Ajar Switch (Passenger Side Rear) (Wagon)	On right "C" pillar. See Fig. 19 .
Door Ajar Switch (Passenger Side Rear) (4 Door)	On right "C" pillar. See Fig. 17 .

2005 Ford Focus ZX5 S

2005 FORD MOTOR CO. Focus

Door Ajar Switch (Passenger Side Rear) (5 Door)	On right "C" pillar. See Fig. 21 .
Dual Pressure Switch	At right front of engine compartment. See Fig. 3 .
Engine Compartment Switch	In front center of engine compartment. See Fig. 4 .
Inertia Fuel Shutoff (IFS) Switch	Behind right kick panel. See Fig. 15 .
Liftgate/Decklid Anti-Theft Inhibit Switch (Wagon)	In liftgate. See Fig. 33 .
Liftgate/Decklid Anti-Theft Inhibit Switch (4 Door)	In decklid. See Fig. 32 .
Oil Pressure Switch (2.0L)	On lower left of engine. See Fig. 5 .
Oil Pressure Switch (2.3L)	On right side of engine. See Fig. 7 .
Parking Brake Switch	Under center console, at base of park brake lever bracket. See Fig. 14 .
Park/Neutral Position (PNP) Switch (M/T)	At lower left of transmission. See Fig. 10 .
Start Inhibit Switch	Under left side of dash, on left side of pedal bracket. See Fig. 11 .
Stoplamp Switch	On brake pedal support. See Fig. 12 .

MISCELLANEOUS**MISCELLANEOUS LOCATION**

Component	Location
ABS Test Connector	In left side of engine compartment. See Fig. 3 .
A/C Clutch Field Coil	At right front of engine compartment. See Fig. 3 .
A/C Compressor Clutch Diode	In battery junction box. See Fig. 2 .
Antenna	Behind dash panel. See Fig. 11 .
Battery	In left side of engine compartment. See Fig. 4 .
Blower Motor Resistor	Behind center of dash. See Fig. 35 .
Clock Spring	On steering column. See Fig. 13 .
Coil On Plug (COP) 1 (2.0L)	On top of engine. See Fig. 5 .
Coil On Plug (COP) 1 (2.3L)	On top of engine. See Fig. 7 .
Coil On Plug (COP) 2 (2.0L)	On top of engine. See Fig. 5 .
Coil On Plug (COP) 2 (2.3L)	On top of engine. See Fig. 7 .
Coil On Plug (COP) 3 (2.0L)	On top of engine. See Fig. 5 .
Coil On Plug (COP) 3 (2.3L)	On top of engine. See Fig. 7 .

2005 Ford Focus ZX5 S

2005 FORD MOTOR CO. Focus

Coil On Plug (COP) 4 (2.0L)	On top of engine. See Fig. 5 .
Coil On Plug (COP) 4 (2.3L)	On top of engine. See Fig. 7 .
Cooling Fan Motor Diode 1	In battery junction box. See Fig. 2 .
Cooling Fan Motor Diode 2	In battery junction box. See Fig. 2 .
Data Link Connector (DLC)	Under left side of dash, on central junction box. See Fig. 11 .
Driver Safety Belt Retractor Pretensioner (Wagon)	Base of left "B" pillar. See Fig. 18 .
Driver Safety Belt Retractor Pretensioner (3 Door)	Base of left "B" pillar. See Fig. 22 .
Driver Safety Belt Retractor Pretensioner (4 Door)	Base of left "B" pillar. See Fig. 16 .
Driver Safety Belt Retractor Pretensioner (5 Door)	Base of left "B" pillar. See Fig. 20 .
Engine Cooling Fan Resistor	In front of engine compartment, near engine cooling fan. See Fig. 4 .
Gearshift Lever Unit	In center console. See Fig. 14 .
Generator (2.0L)	On right front of engine. See Fig. 6 .
Generator (2.3L)	On left front of engine. See Fig. 8 .
Heated Seat Element (Driver's Side Front)	Under driver's seat. See Fig. 14 .
Heated Seat Element (Passenger's Side Front)	Under passenger's seat. See Fig. 15 .
Horn	In left front corner of engine compartment, behind bumper bracket. See Fig. 4 .
Ignition Transformer Capacitor (2.0L)	On top front of engine. See Fig. 5 .
Ignition Transformer Capacitor (2.3L)	On top front of engine. See Fig. 7 .
Passenger Air Bag Module	Behind right side of dash. See Fig. 12 .
Passenger Safety Belt Retractor Pretensioner (Wagon)	At right "B" pillar. See Fig. 19 .
Passenger Safety Belt Retractor Pretensioner (3 Door)	At right "B" pillar. See Fig. 23 .
Passenger Safety Belt Retractor Pretensioner (4 Door)	At right "B" pillar. See Fig. 17 .
Passenger Safety Belt Retractor Pretensioner (5 Door)	At right "B" pillar. See Fig. 21 .
PCM Power Diode	In battery junction box. See Fig. 2 .
RKE Antenna	Behind dash. See Fig. 11 .
Seat Belt Tensioner (Passenger's Seat)	Under passenger's seat. See Fig. 25 .
Side Air Bag Module (Left)	In driver's seat. See Fig. 14 .
Side Air Bag Module (Right)	In passenger's seat. See Fig. 15 .

2005 Ford Focus ZX5 S

2005 FORD MOTOR CO. Focus

Subwoofer Amplifier (Wagon)	Left side of cargo area. See Fig. 18 .
Subwoofer Amplifier (3 Door)	Left rear of vehicle. See Fig. 22 .
Subwoofer Amplifier (4 Door)	In luggage compartment. See Fig. 16 .
Subwoofer Amplifier (5 Door)	Near left "D" pillar. See Fig. 20 .

CONNECTORS**CONNECTORS LOCATION**

Component	Location
C133 (Black, 2 Pin)	In front of engine compartment. See Fig. 3 .
C134 (Gray, 4 Pin)	In front of engine compartment. See Fig. 3 .
C144 (Black, 16 Pin)	In left rear of engine compartment. See Fig. 4 .
C210 (Black, 71 Pin)	At left "A" pillar. See Fig. 11 .
C212 (Gray, 10 Pin)	Behind center of dash. See Fig. 35 .
C213 (Gray, 40 Pin)	On left "A" pillar. See Fig. 3 .
C214 (Brown, 40 Pin)	On left "A" pillar. See Fig. 3 .
C405 (Wagon) (Gray, 13 Pin)	In left side of cargo area. See Fig. 18 .
C405 (3 Door) (Gray, 13 Pin)	Left side of luggage compartment. See Fig. 22 .
C405 (4 Door) (Gray, 13 Pin)	In left side of luggage compartment. See Fig. 16 .
C405 (5 Door) (Gray, 13 Pin)	In left side of luggage compartment. See Fig. 20 .
C406 (Wagon) (Blue, 16 Pin)	In left side of cargo area. See Fig. 18 .
C406 (3 Door) (Blue, 16 Pin)	Left side of luggage compartment. See Fig. 22 .
C406 (4 Door) (Blue, 16 Pin)	In left side of luggage compartment. See Fig. 16 .
C406 (5 Door) (Blue, 16 Pin)	In left side of luggage compartment. See Fig. 20 .
C422 (3 Door) (Black, 5 Pin)	Right side of luggage compartment. See Fig. 23 .
C422 (5 Door) (Black, 5 Pin)	At right "D" pillar. See Fig. 21 .
C423 (3 Door) (Black, 5 Pin)	Left side of luggage compartment. See Fig. 22 .
C423 (5 Door) (Black, 5 Pin)	At left "D" pillar. See Fig. 20 .
C510 (Black, 20 Pin)	At left "A" pillar. See Fig. 14 .

2005 Ford Focus ZX5 S

2005 FORD MOTOR CO. Focus

C511 (Black/Gray, 20 Pin)	At left "A" pillar. See Fig. 14 .
C610 (Black, 20 Pin)	At right "A" pillar. See Fig. 15 .
C700 (Wagon) (Black, 15 Pin)	On left "B" pillar. See Fig. 18 .
C700 (4 Door) (Black, 15 Pin)	On left "B" pillar. See Fig. 16 .
C700 (5 Door) (Black, 15 Pin)	On left "B" pillar. See Fig. 20 .
C800 (Wagon) (Black, 15 Pin)	At right "B" pillar. See Fig. 19 .
C800 (4 Door) (Black, 15 Pin)	At right "B" pillar. See Fig. 17 .
C800 (5 Door) (Black, 15 Pin)	At right "B" pillar. See Fig. 21 .
C913 (Black, 5 Pin)	At left "A" pillar. See Fig. 24 .
C1019 (2.3L) (Black, 16 Pin)	At right rear of engine compartment. See Fig. 7 .
C1026 (2.0L) (Gray, 16 Pin)	At left side of engine compartment. See Fig. 6 .
C1033 (Black, 16 Pin)	At left side of engine compartment. See Fig. 4 .
C1033 (2.0L) (Black, 16 Pin)	At left side of engine compartment. See Fig. 6 .
C1045 (2.3L) (Gray, 16 Pin)	Left side of engine compartment. See Fig. 7 .
C1046 (Black, 1 Pin)	In engine compartment. See Fig. 4 .
C1047 (Black, 4 Pin)	At left rear side of engine compartment. See Fig. 3 .
C1147 (2.0L) (Black, 16 Pin)	At top center of engine. See Fig. 5 .
C1147 (2.3L) (Black, 16 Pin)	On top front of engine. See Fig. 7 .
C1148 (2.0L) (Black, 16 Pin)	Left side of engine compartment. See Fig. 5 .
C1148 (2.3L) (Black, 16 Pin)	At rear of engine. See Fig. 7 .
C1168 (2.0L) (Gray, 16 Pin)	At left rear side of engine compartment. See Fig. 6 .

GROUND S**GROUND S LOCATION**

Component	Location
G100	At left front of engine compartment. See Fig. 4 .
G101	At left front of engine compartment. See Fig. 4 .
G102	At right front of engine compartment. See Fig. 3 .

2005 Ford Focus ZX5 S

2005 FORD MOTOR CO. Focus

G103	At left side of engine compartment. See Fig. 3 .
G200	At left "A" pillar. See Fig. 14 .
G202	At right "A" pillar. See Fig. 15 .
G203	At right "A" pillar. See Fig. 11 .
G204	At left "A" pillar. See Fig. 11 .
G205	Behind center of dash. See Fig. 11 .
G300	At right "A" pillar. See Fig. 15 .
G301	Under right "B" pillar. See Fig. 36 .
G302	Bottom of right "A" pillar. See Fig. 15 .
G303 (Wagon)	Base of left "C" pillar. See Fig. 18 .
G303 (3 Door)	Base of left "C" pillar. See Fig. 22 .
G303 (4 Door)	Base of left "C" pillar. See Fig. 16 .
G303 (5 Door)	Base of left "C" pillar. See Fig. 20 .
G304	Under passenger's seat. See Fig. 15 .
G400 (Wagon)	On left "D" pillar. See Fig. 18 .
G401 (Wagon)	At right "D" pillar. See Fig. 19 .
G401 (4 Door)	At rear of luggage compartment. See Fig. 17 .
G402 (3 Door)	Left rear of luggage compartment. See Fig. 22 .
G402 (4 Door)	At left rear of luggage compartment. See Fig. 16 .
G402 (5 Door)	At left side of luggage compartment. See Fig. 20 .
G403 (3 Door & 5 Door)	In liftgate. See Fig. 34 .

SPLICES**SPLICES LOCATION**

Component	Location
S101	In engine control sensor extension wiring harness, near breakout for MAP/IAT sensor.
S102	In junction box wiring harness, near battery junction box.
S104	In junction box wiring harness, near breakout for left front side lamp.
S107	In junction box wiring harness, near battery junction box.

2005 Ford Focus ZX5 S

2005 FORD MOTOR CO. Focus

S109	In junction box wiring harness, near breakout for A/C clutch field coil.
S110	In junction box wiring harness, near breakout for left front foglight.
S112	In engine control sensor extension wiring harness, at breakout for C1026.
S114	In junction box wiring harness, near breakout for C213.
S116	In junction box wiring harness, near battery junction box.
S117	In junction box wiring harness, near battery junction box.
S118	In junction box wiring harness, near battery junction box.
S121	In junction box wiring harness, near breakout to left front side lamp.
S122	In junction box wiring harness, near breakout to C126.
S123	In junction box wiring harness, near breakout to C126.
S130	In junction box wiring harness, near breakout to C134.
S132	In junction box wiring harness, near breakout for engine compartment switch.
S134	In junction box wiring harness, near breakout for C134.
S137	In junction box wiring harness, near battery junction box.
S141	In junction box wiring harness, near breakout to C126.
S154	In engine control wiring harness, near breakout for two-way washer pump motor.
S156	In engine control sensor extension wiring harness, near breakout for oil pressure switch.
S159	In engine control wiring harness, near breakout for two-way washer pump motor.
S160	In engine control wiring harness, near breakout for data link connector.
S161	In engine control wiring harness, near breakout for mass air flow sensor.

2005 Ford Focus ZX5 S

2005 FORD MOTOR CO. Focus

S163	In engine control wiring harness, near breakout for C144.
S167	In engine control sensor extension wiring harness, near breakout for C1026.
S169	In fuel shut-off solenoid wiring harness, near breakout for coil on plug 2.
S187	In engine control sensor extension wiring harness, near breakout for transmission hardware unit.
S190	In engine control sensor extension wiring harness, near breakout for C1168.
S191	In engine control sensor extension wiring harness, near breakout for oil pressure switch.
S192	In engine control wiring harness, near breakout for C1026.
S194	In engine control wiring harness, near breakout for A/C compressor cycling switch.
S195	In engine control wiring harness, in engine compartment.
S196	In engine control wiring harness, near breakout for C1026.
S197	In fuel shut-off solenoid wiring harness, in breakout to throttle position sensor.
S198	In fuel shut-off solenoid wiring harness, near breakout to coil on plug 3.
S199	In fuel shutoff solenoid wiring harness, near breakout to idle air control (IAC) valve.
S202	In main wiring harness, near breakout for stoplamp switch.
S204	In main wiring harness, near breakout for front cigar lighter.
S205	In door lock feed wiring harness, at breakout for C210.
S206	In main wiring harness, near breakout for instrument cluster.
S207	In main wiring harness, near breakout for passenger air bag module.
S211	In main wiring harness, near breakout for

2005 Ford Focus ZX5 S

2005 FORD MOTOR CO. Focus

	front cigar lighter.
S212	In main wiring harness, near breakout for instrument cluster.
S215	In main wiring harness, near breakout for G203.
S224	In main wiring harness, near breakout for hazard flasher switch.
S230	In main wiring harness, near breakout for C210.
S232	In main wiring harness, near breakout to central junction box.
S249	In main wiring harness, near breakout to C213.
S250	In main wiring harness, near breakout for instrument cluster.
S252	In engine control harness, near breakout to PCM.
S253	In door lock feed wiring harness, at breakout for G200.
S255	In door lock feed wiring harness, at breakout for G200.
S260	In door lock feed wiring harness, at breakout for G200.
S267	In door lock feed wiring harness, at breakout for G200.
S270	In door lock feed wiring harness, at breakout for G200.
S271	In engine control wiring harness, near breakout for powertrain control module.
S273	In door lock feed wiring harness, at breakout for C210.
S275	In engine control wiring harness, near breakout for powertrain control module.
S278	In engine control wiring harness, near breakout for powertrain control module.
S293	In main wiring harness, near breakout for front cigar lighter.
S299	In main wiring harness, near breakout for radio.
S300	In engine control wiring harness, near breakout for G301.

2005 Ford Focus ZX5 S

2005 FORD MOTOR CO. Focus

S356	In door lock feed wiring harness, at breakout for G200.
S357	In door lock feed wiring harness, near breakout for left side air bag sensor.
S358	In door lock feed wiring harness, near breakout for left side air bag sensor.
S360	In door lock feed wiring harness, near breakout for right side air bag harness.
S375	In door lock feed wiring harness, near breakout for generic electronic module.
S376	In door lock feed wiring harness, near breakout for generic electronic module.
S377	In door lock feed wiring harness, near breakout for G303.
S378	In door lock feed wiring harness, near breakout for G200.
S381	In engine control wiring harness, near breakout for G301.
S383	In door lock feed wiring harness, near breakout for left side air bag sensor.
S400 (Except Wagon)	In taillamps wiring harness, in breakout to liftgate/latch assembly.
S400 (Wagon)	In taillamps wiring harness, in breakout to liftgate/latch assembly.
S404	In door lock feed wiring harness, in breakout for subwoofer amplifier.
S411	In taillamps wiring harness, near breakout for C406.
S469	In door lock feed wiring harness, near breakout to left rear door ajar switch.
S484 (Except Wagon)	In taillamps wiring harness, near breakout to left reverse lamp.
S484 (Wagon)	In taillamps wiring harness, near breakout to left reverse lamp.
S485	In taillamps wiring harness, near breakout for G401.
S496 (Except Wagon)	In door lock jumper wiring harness, near breakout for G403.
S496 (Wagon)	In taillamps wiring harness, near breakout to G403.
	In left front door window regulator

2005 Ford Focus ZX5 S

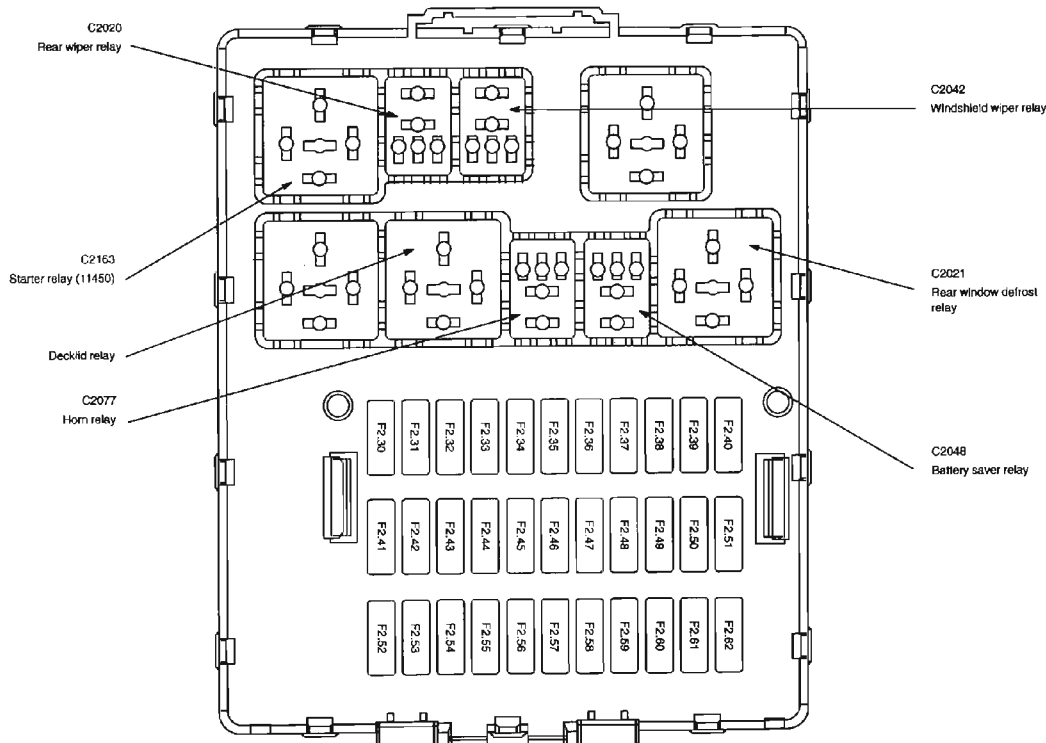
2005 FORD MOTOR CO. Focus

S500	harness, near breakout for one-touch window relay.
S501	In left front door window regulator harness, near breakout for one-touch window relay.
S597	In left front door window regulator harness, near breakout for master window adjust switch.
S694	In right front door window regulator harness, near breakout for door lock switch.
S914	In interior illumination wiring harness, near breakout for cargo space lamp.
S1002	In junction box wiring harness, near breakout to C134.

COMPONENT LOCATION GRAPHICS

NOTE: Figures may show multiple component locations. Refer to appropriate table for proper figure references.

Central Junction Box (CJB) (14A068), top



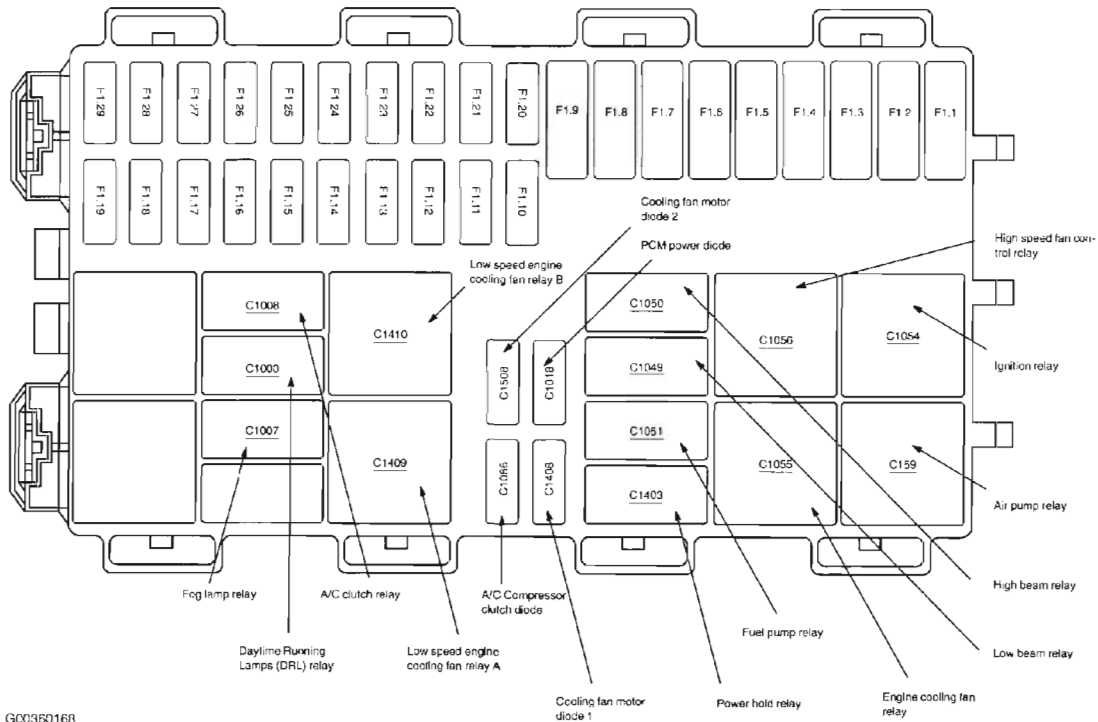
G00263122

Fig. 1: Central Junction Box (CJB)

2005 Ford Focus ZX5 S

2005 FORD MOTOR CO. Focus

Courtesy of FORD MOTOR CO.



GC0350168

Fig. 2: Battery Junction Box (BJB)
Courtesy of FORD MOTOR CO.

2005 Ford Focus ZX5 S

2005 FORD MOTOR CO. Focus

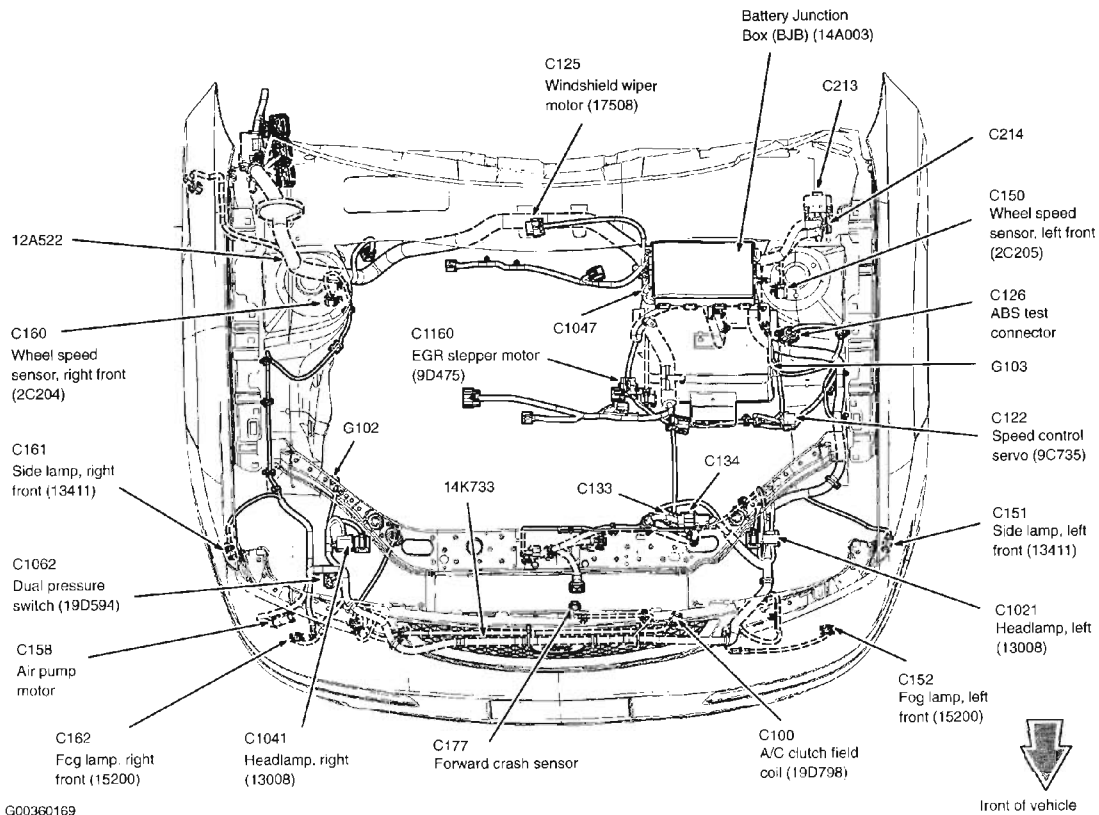


Fig. 3: Engine Compartment
Courtesy of FORD MOTOR CO.

2005 Ford Focus ZX5 S

2005 FORD MOTOR CO. Focus

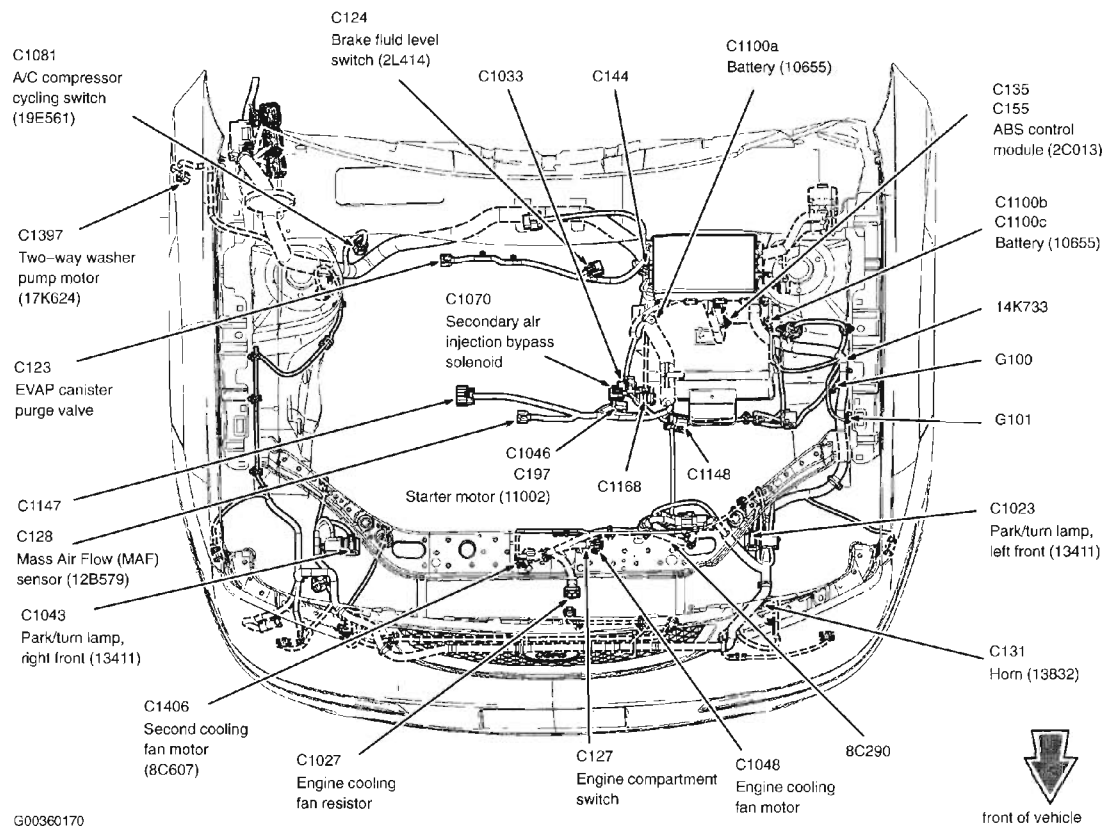


Fig. 4: Engine Compartment
Courtesy of FORD MOTOR CO.

2005 Ford Focus ZX5 S

2005 FORD MOTOR CO. Focus

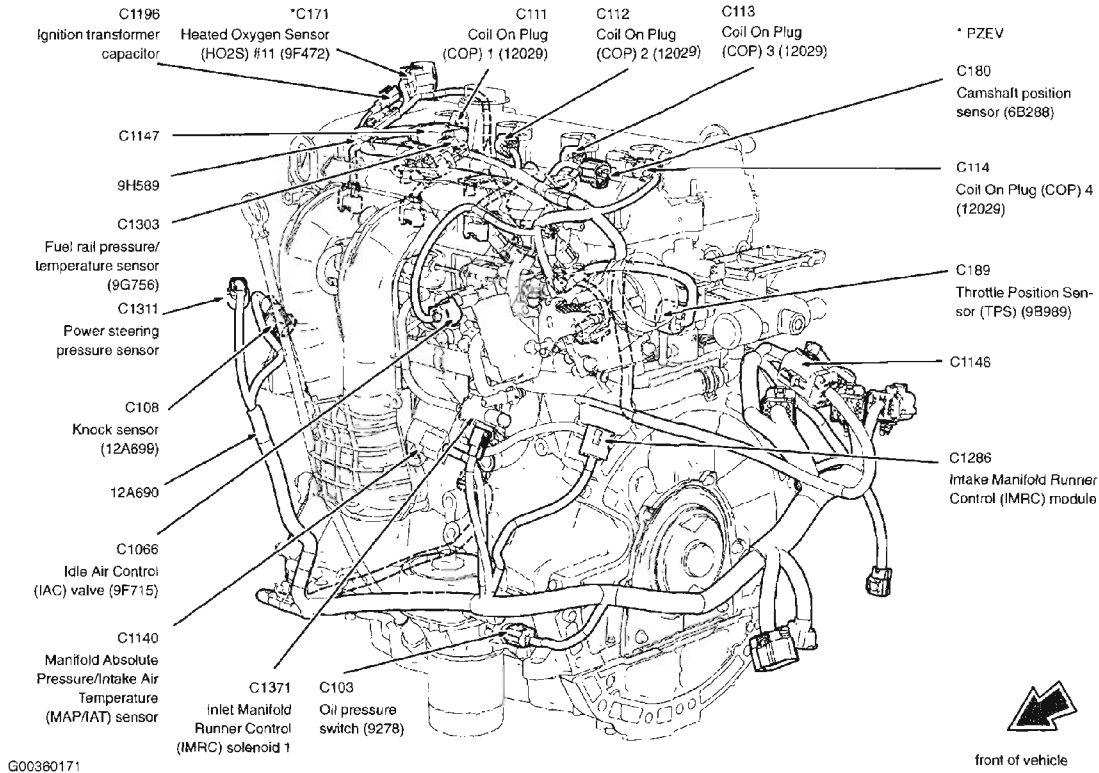


Fig. 5: Left Rear Of Engine (2.0L)
Courtesy of FORD MOTOR CO.

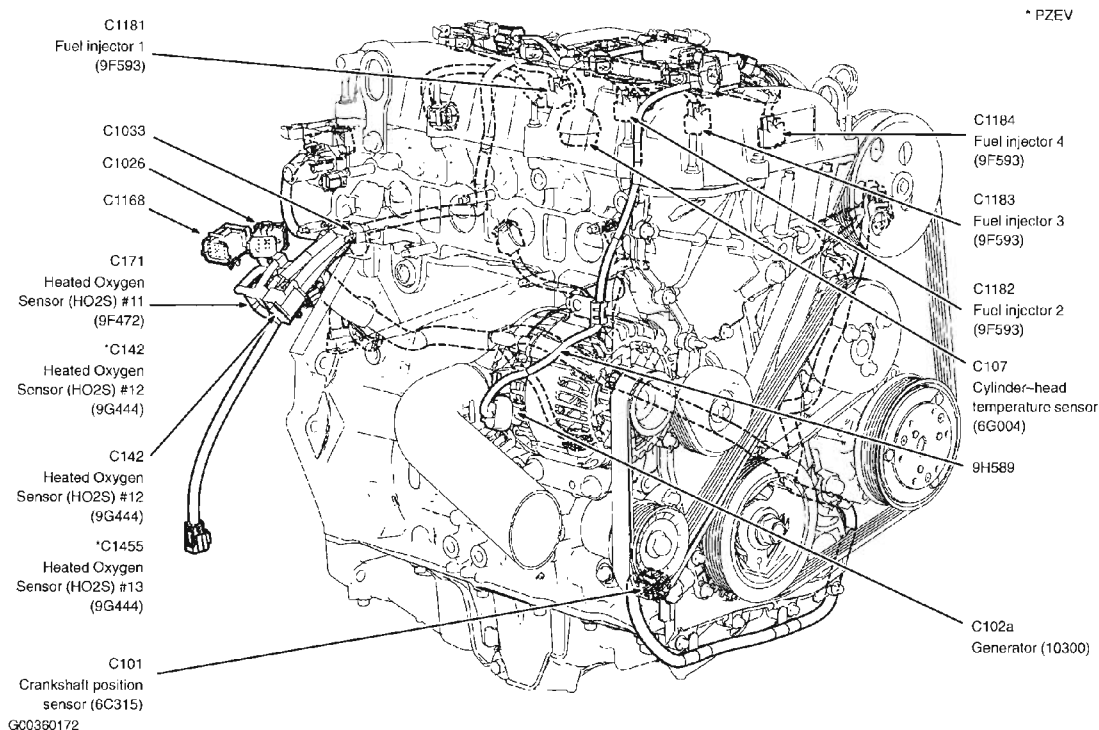


Fig. 6: Right Front Of Engine (2.0L)

2005 Ford Focus ZX5 S

2005 FORD MOTOR CO. Focus

Courtesy of FORD MOTOR CO.

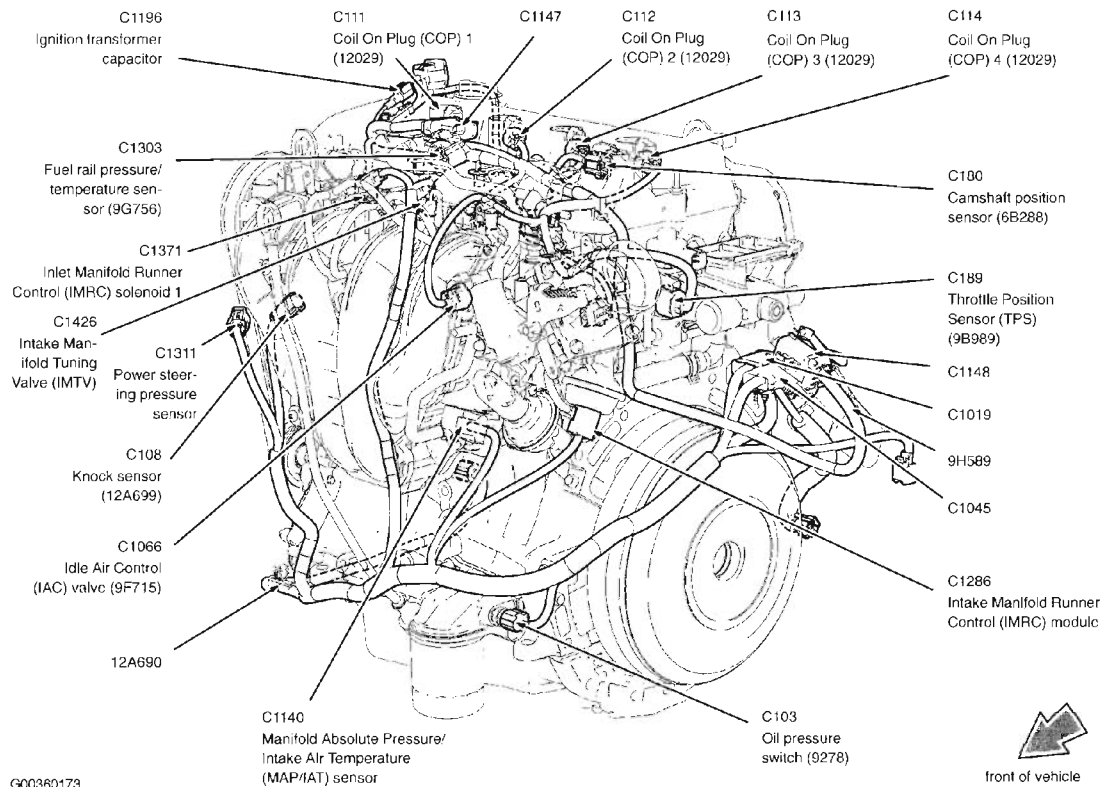
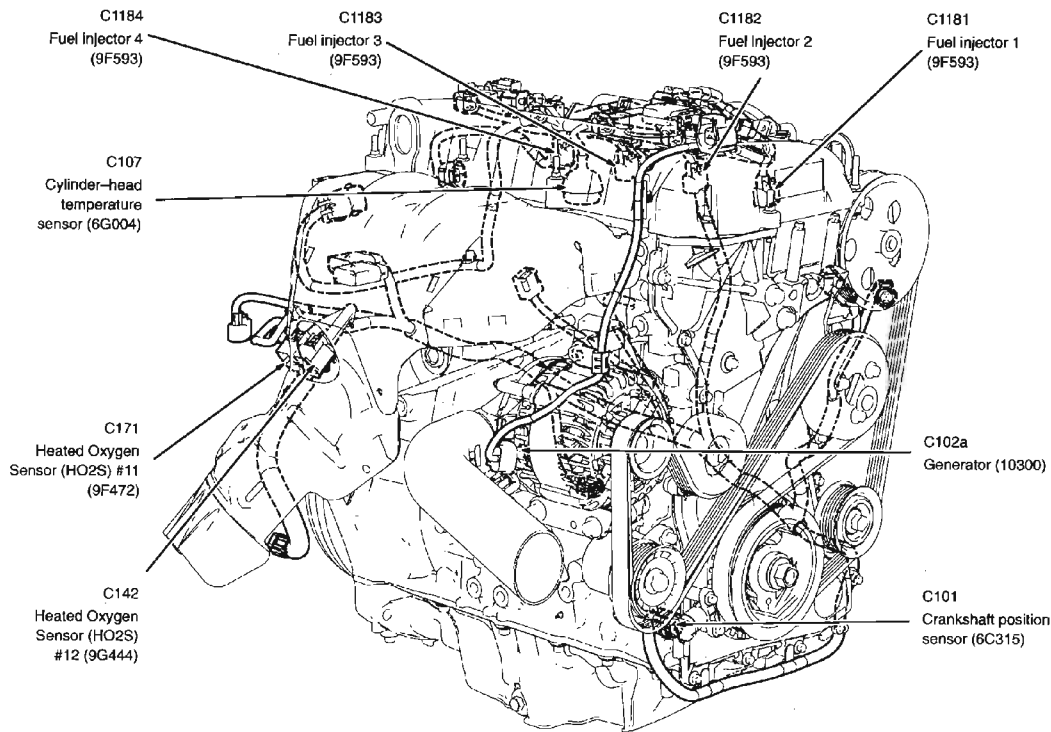


Fig. 7: Left Rear Of Engine (2.3L)
Courtesy of FORD MOTOR CO.

2005 Ford Focus ZX5 S

2005 FORD MOTOR CO. Focus



300360174

Fig. 8: Right Front Of Engine (2.3L)
Courtesy of FORD MOTOR CO.

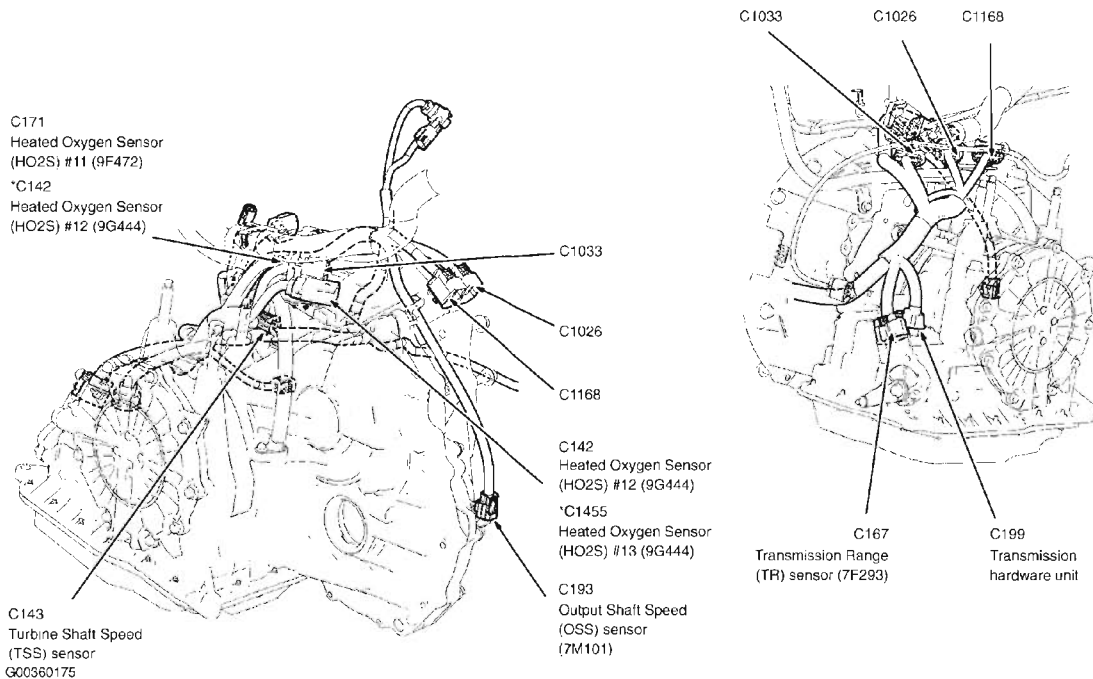


Fig. 9: Automatic Transmission
Courtesy of FORD MOTOR CO.

2005 Ford Focus ZX5 S

2005 FORD MOTOR CO. Focus

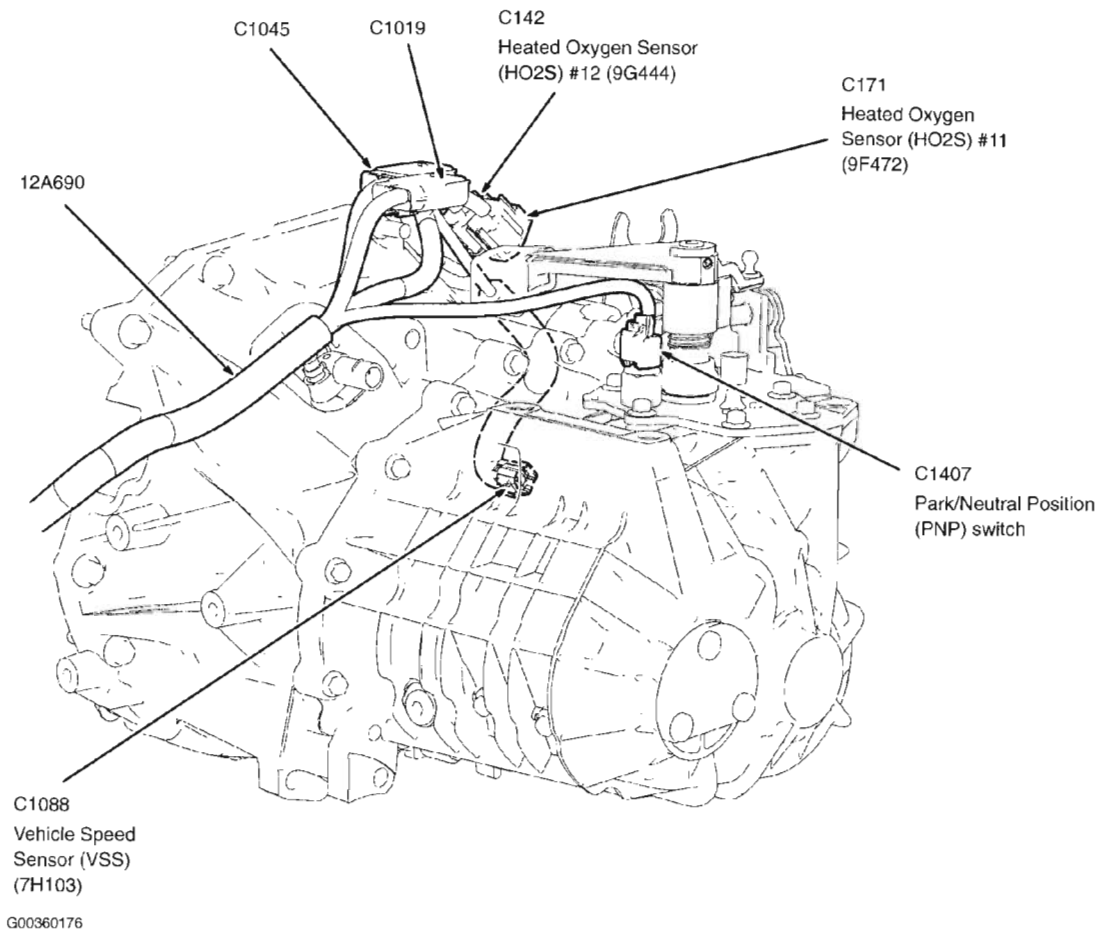


Fig. 10: Manual Transmission
Courtesy of FORD MOTOR CO.

2005 Ford Focus ZX5 S

2005 FORD MOTOR CO. Focus

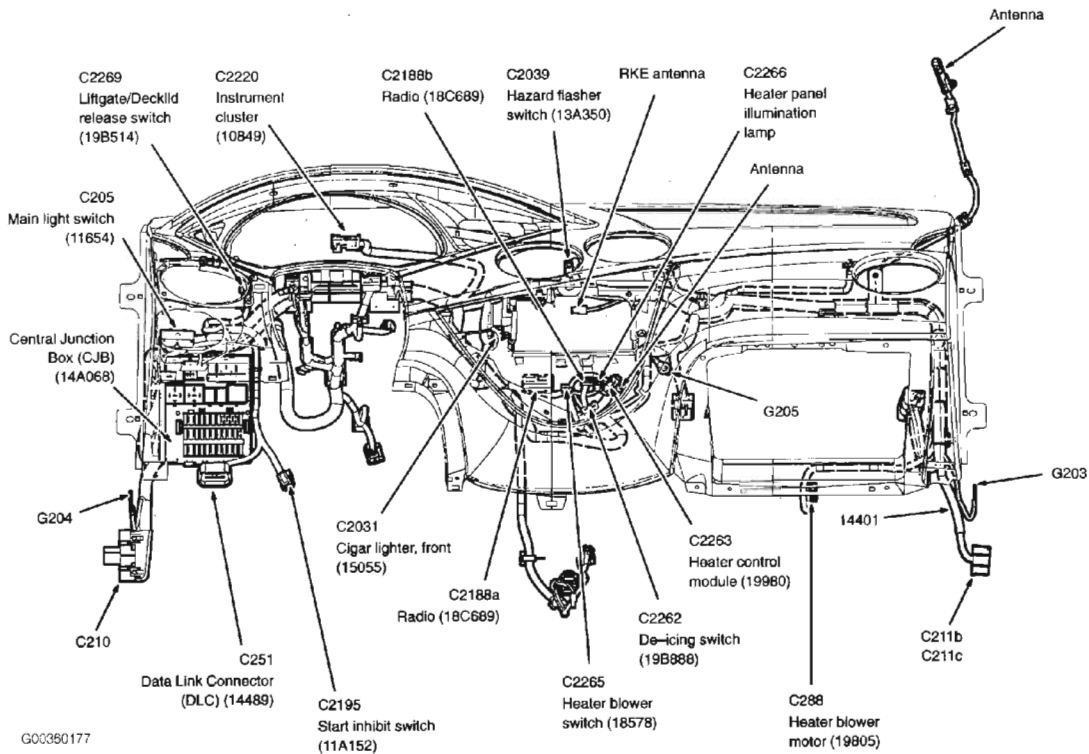


Fig. 11: Front Of Dash
Courtesy of FORD MOTOR CO.

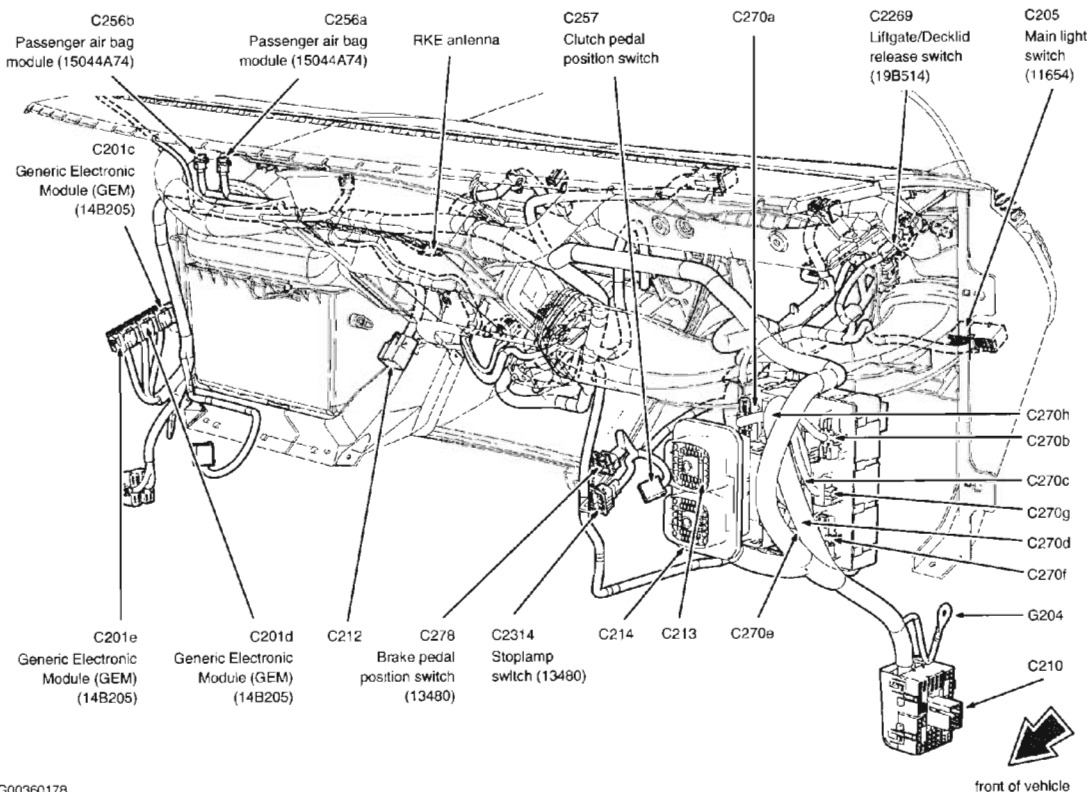


Fig. 12: Rear Of Dash
Courtesy of FORD MOTOR CO.

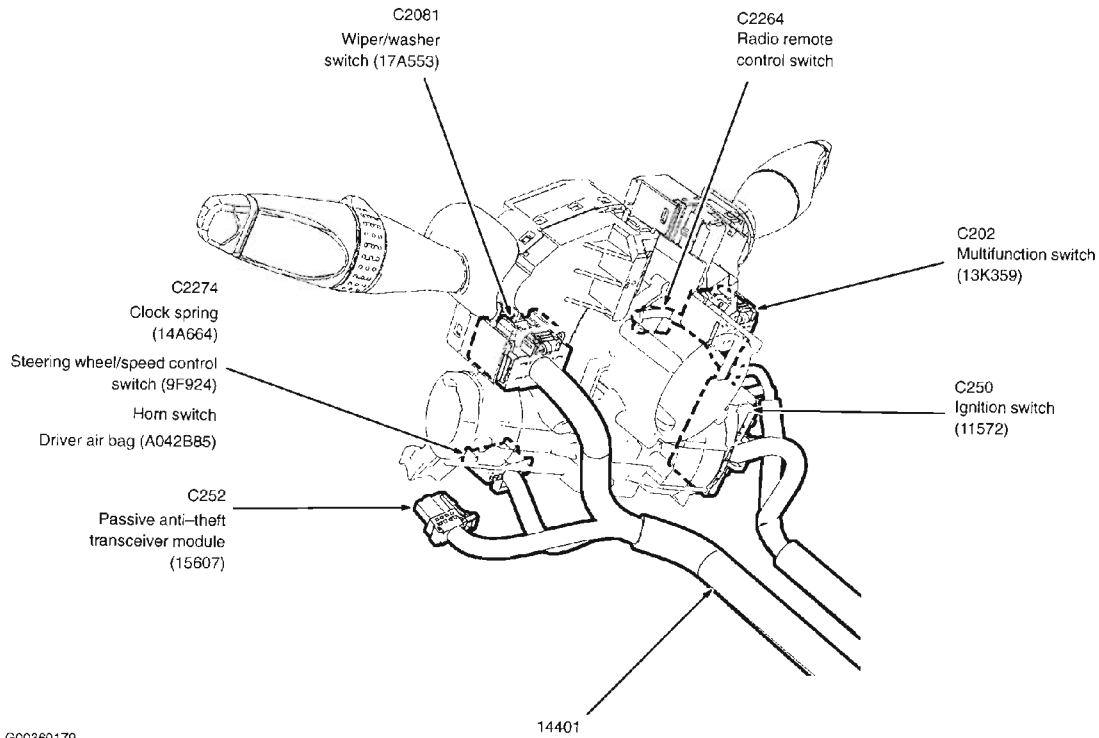


Fig. 13: Steering Column
Courtesy of FORD MOTOR CO.

2005 Ford Focus ZX5 S

2005 FORD MOTOR CO. Focus

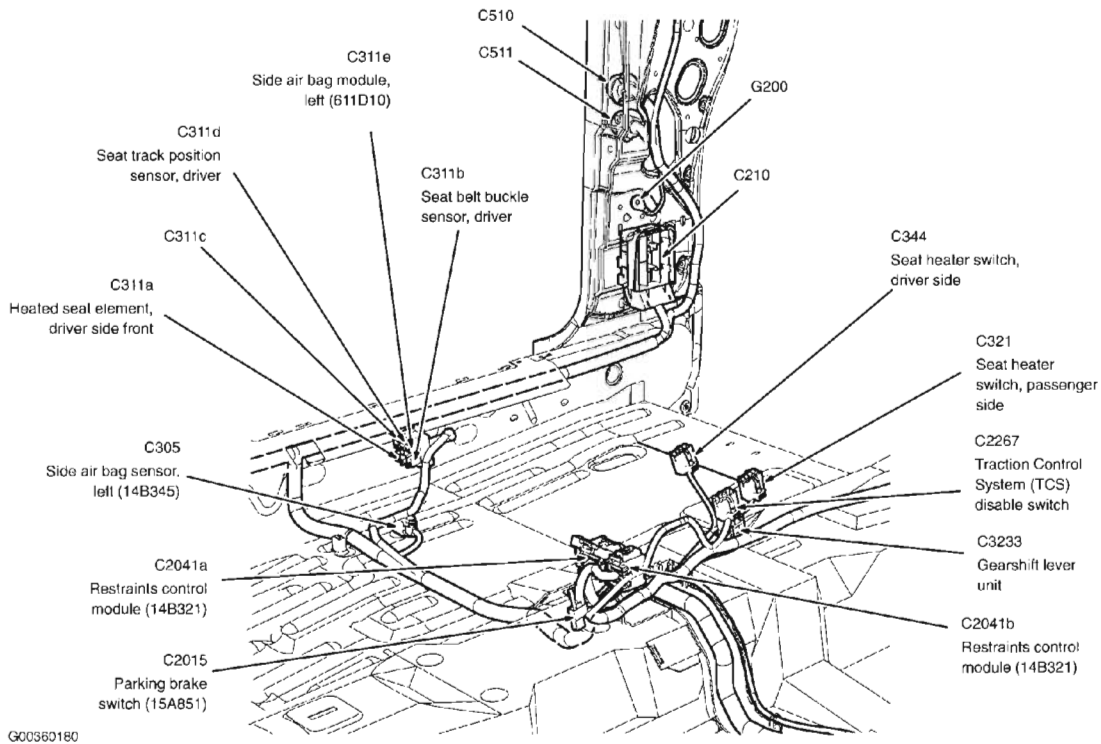


Fig. 14: Left "A" Pillar
 Courtesy of FORD MOTOR CO.

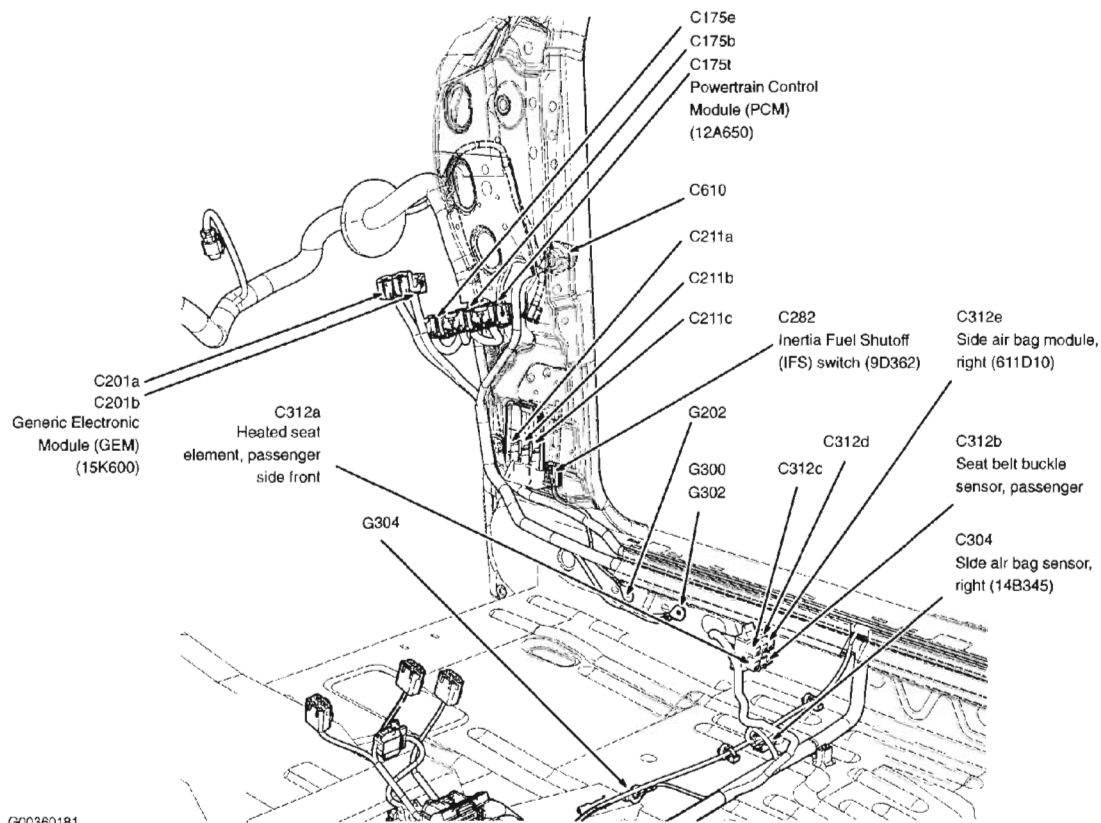
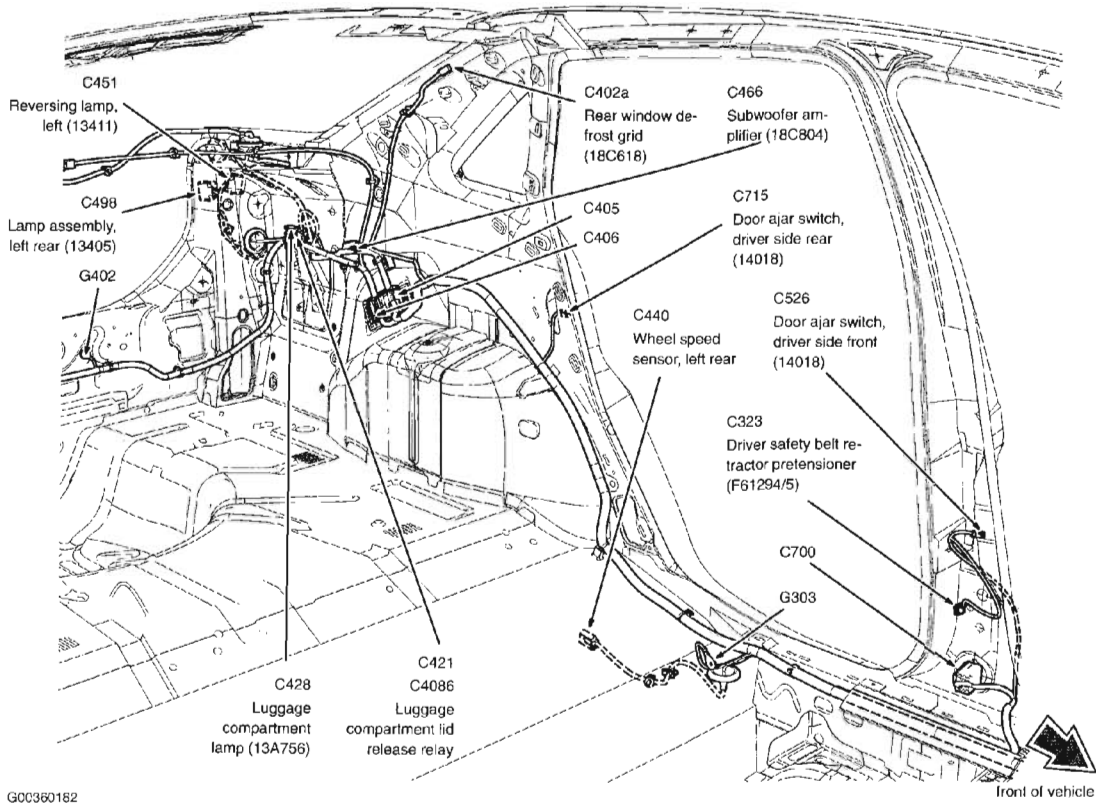


Fig. 15: Right "A" Pillar
Courtesy of FORD MOTOR CO.



G0C360182

Fig. 16: Left Rear Of Vehicle (4 Door)
Courtesy of FORD MOTOR CO.

2005 Ford Focus ZX5 S

2005 FORD MOTOR CO. Focus

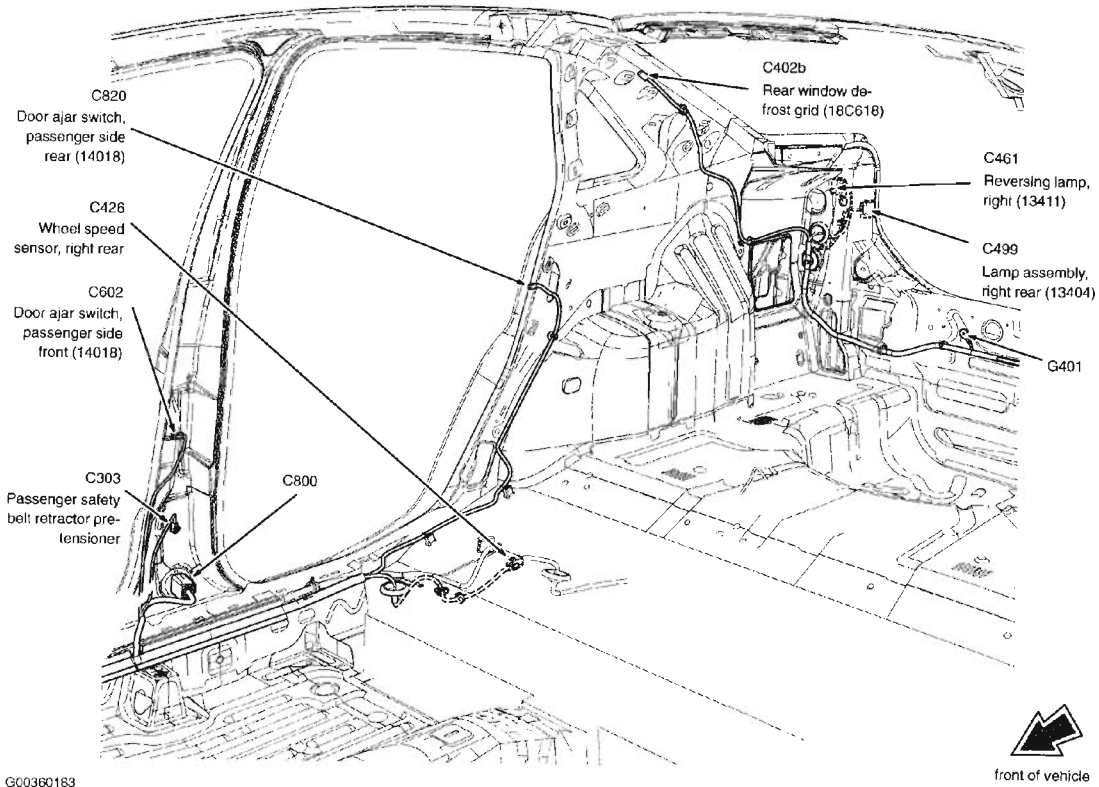


Fig. 17: Right Rear Of Vehicle (4 Door)
Courtesy of FORD MOTOR CO.

2005 Ford Focus ZX5 S

2005 FORD MOTOR CO. Focus

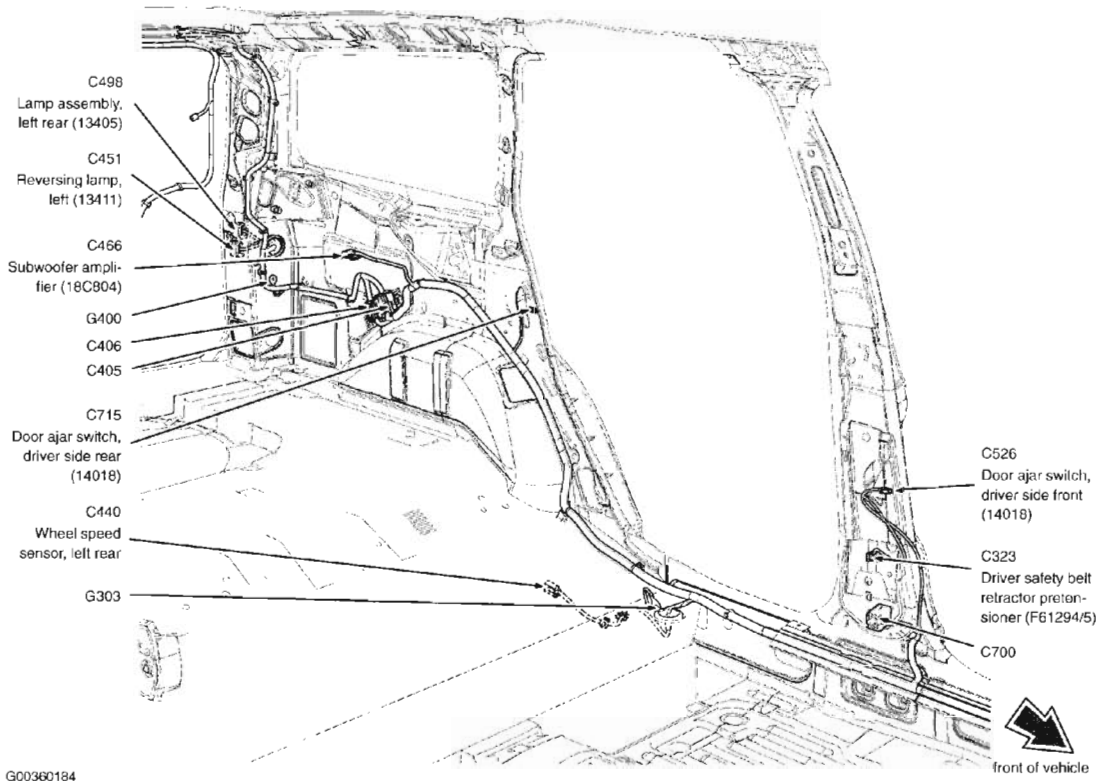


Fig. 18: Left Rear Of Vehicle (Wagon)
 Courtesy of FORD MOTOR CO.

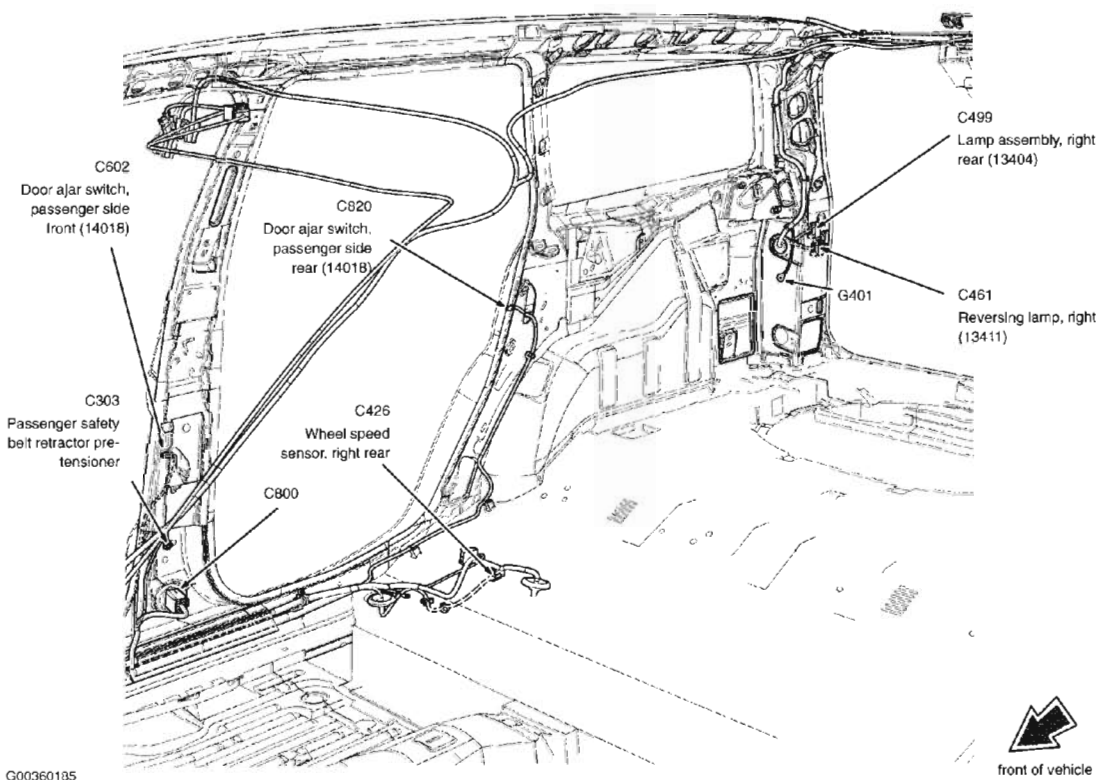


Fig. 19: Right Rear Of Vehicle (Wagon)
Courtesy of FORD MOTOR CO.

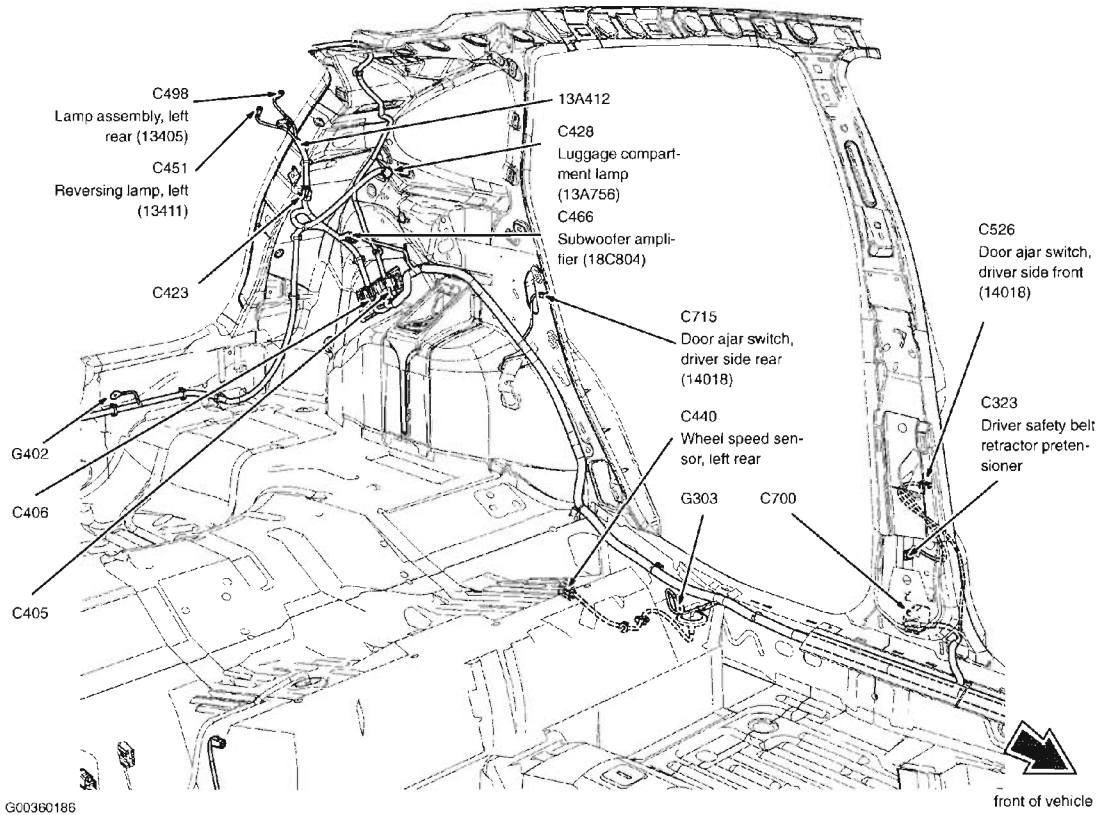
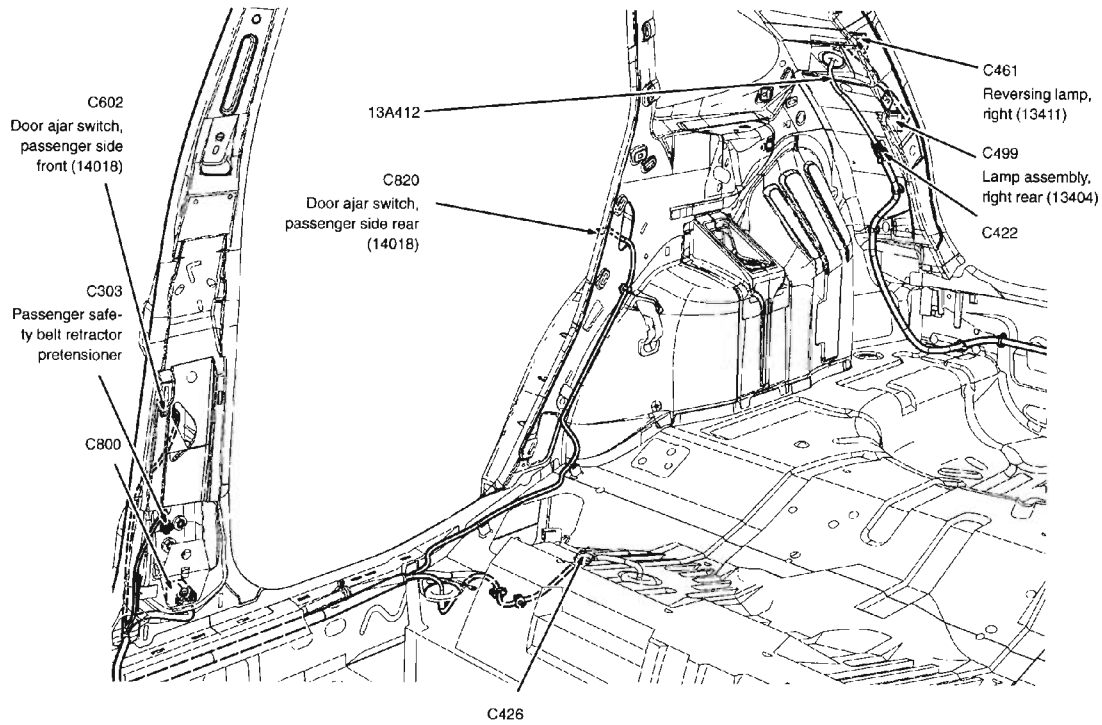


Fig. 20: Left Rear Of Vehicle (5 Door)
Courtesy of FORD MOTOR CO.

2005 Ford Focus ZX5 S

2005 FORD MOTOR CO. Focus

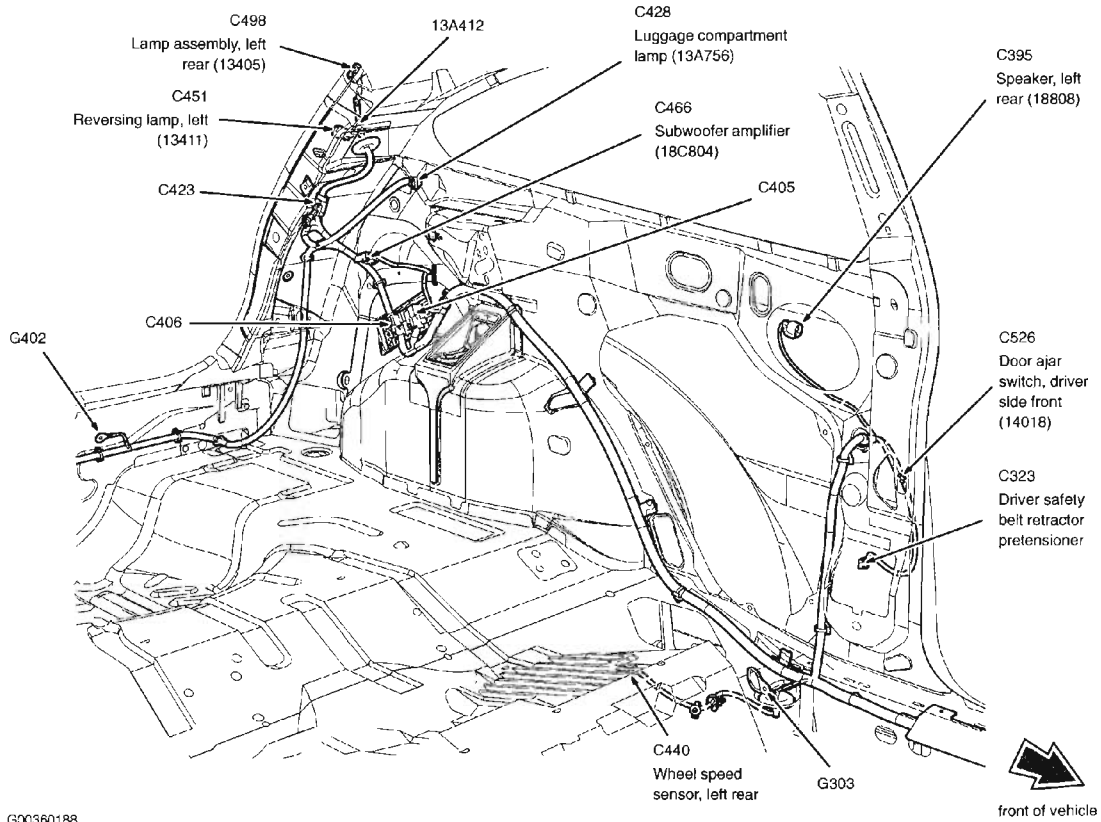


G00360187

Fig. 21: Right Rear Of Vehicle (5 Door)
Courtesy of FORD MOTOR CO.

2005 Ford Focus ZX5 S

2005 FORD MOTOR CO. Focus



G00360188

Fig. 22: Left Rear Of Vehicle (3 Door)
Courtesy of FORD MOTOR CO.

2005 Ford Focus ZX5 S

2005 FORD MOTOR CO. Focus

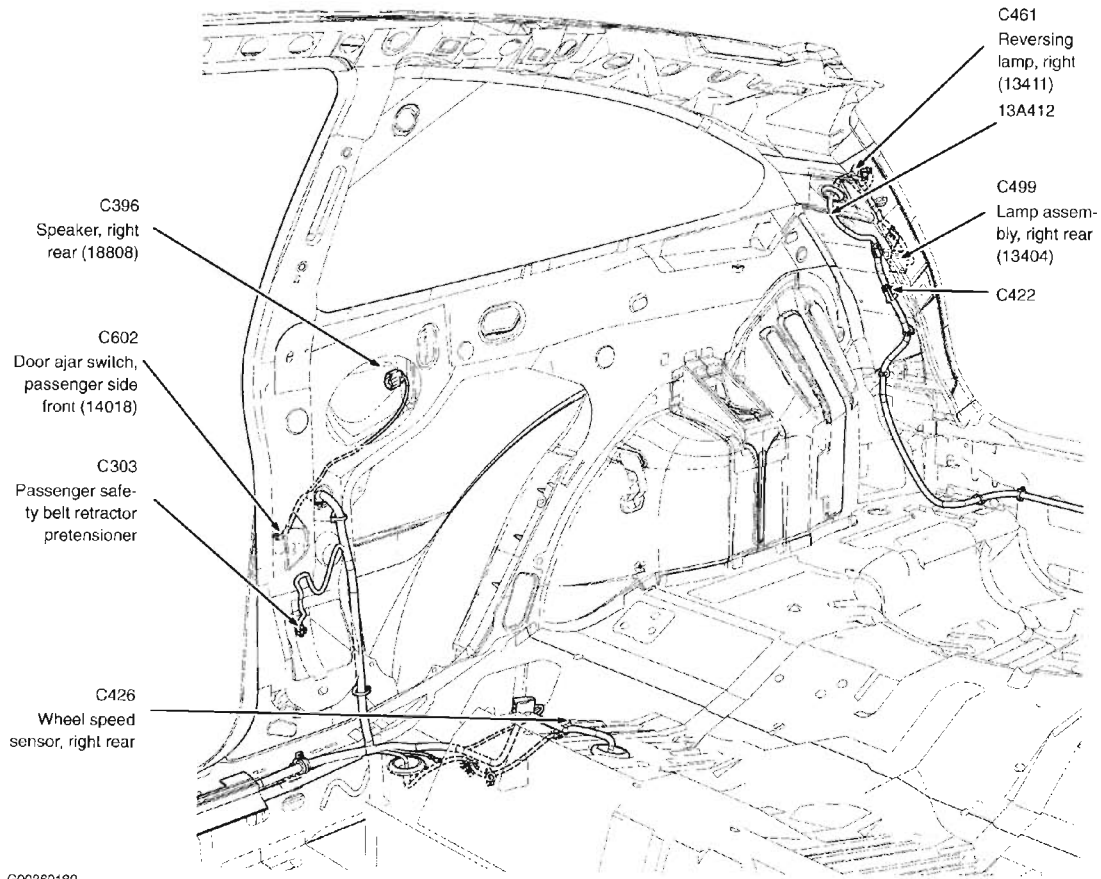


Fig. 23: Right Rear Of Vehicle (3 Door)
Courtesy of FORD MOTOR CO.

2005 Ford Focus ZX5 S

2005 FORD MOTOR CO. Focus

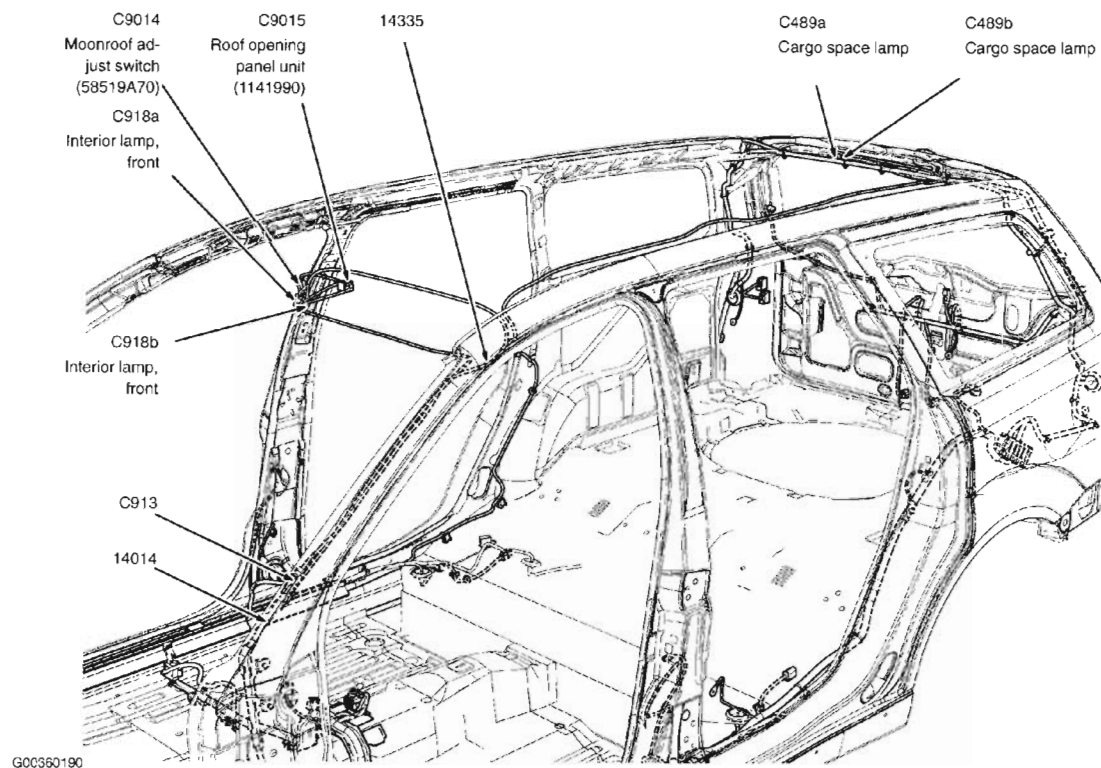


Fig. 24: Roof (Wagon Shown)
Courtesy of FORD MOTOR CO.

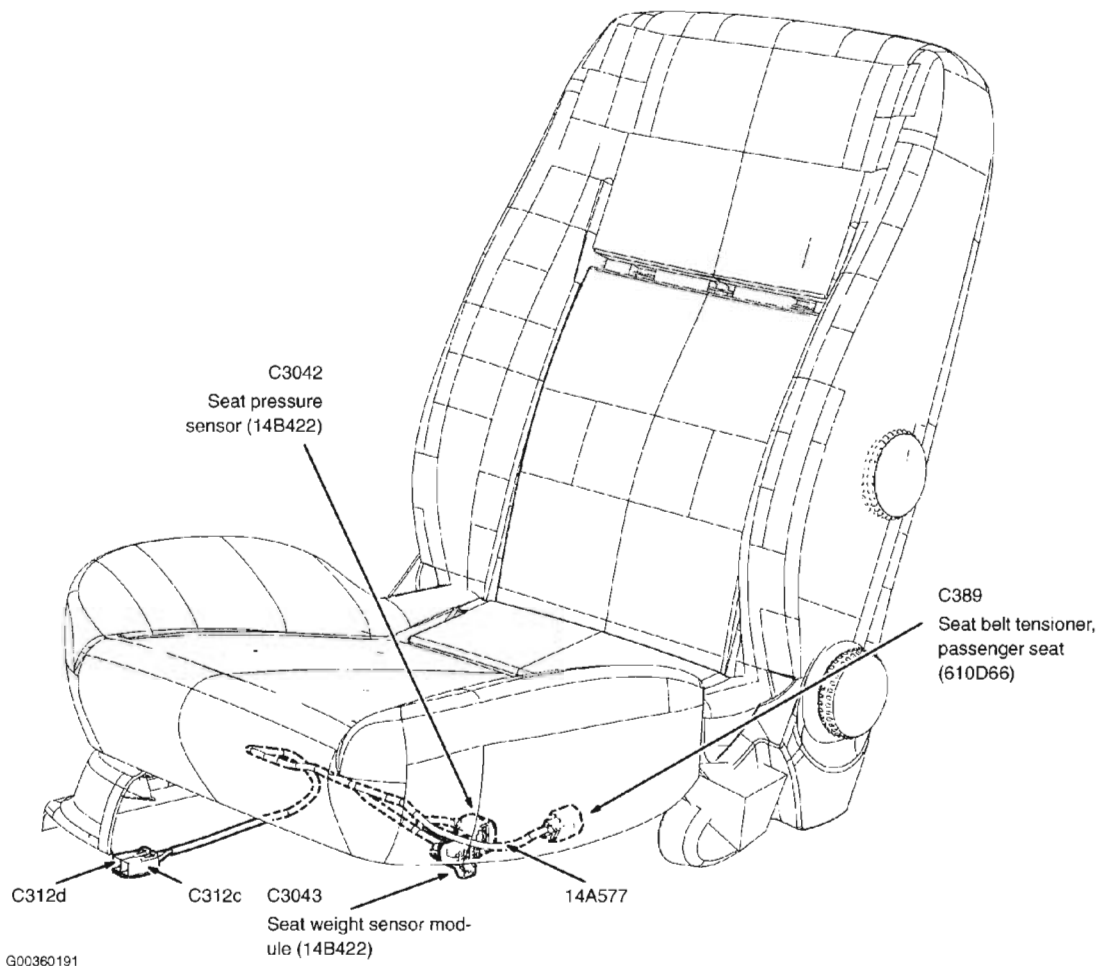


Fig. 25: Passenger's Seat
Courtesy of FORD MOTOR CO.

2005 Ford Focus ZX5 S

2005 FORD MOTOR CO. Focus

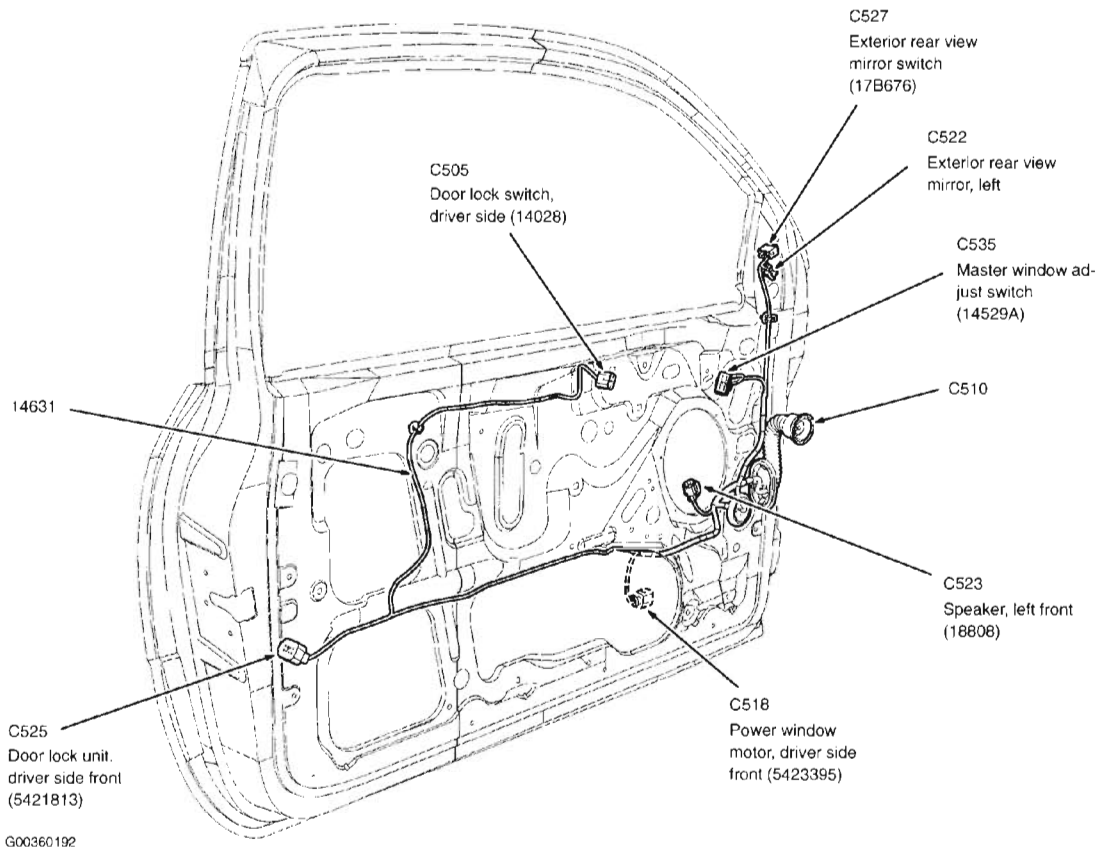
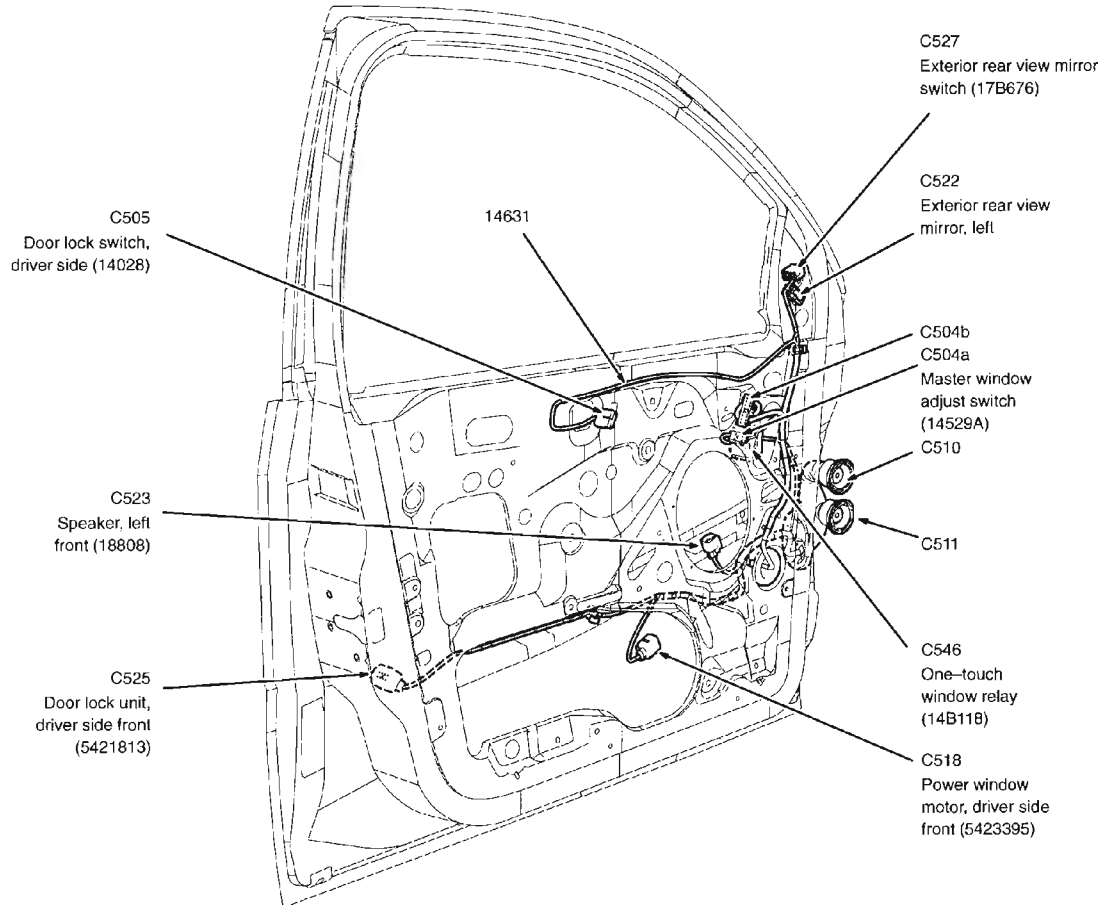


Fig. 26: Driver's Door (3 Door)
Courtesy of FORD MOTOR CO.

2005 Ford Focus ZX5 S

2005 FORD MOTOR CO. Focus

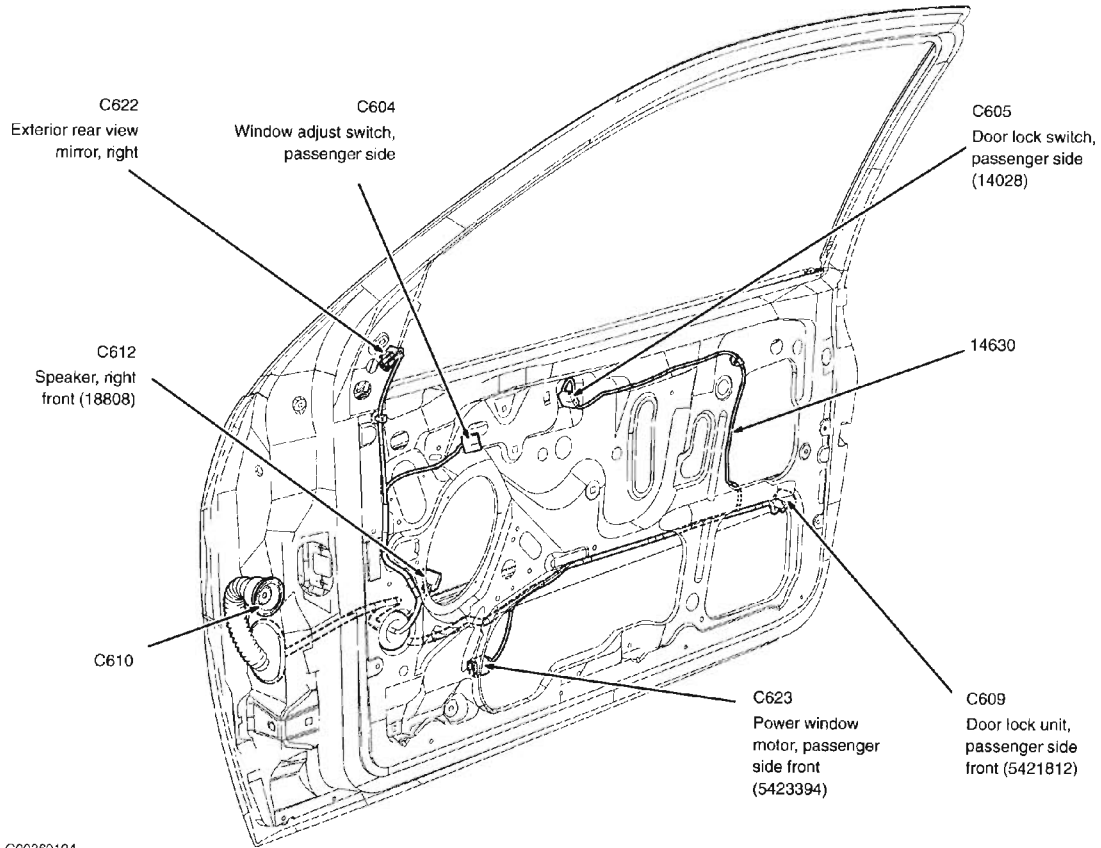


G00360193

Fig. 27: Driver's Door (Except 3 Door)
Courtesy of FORD MOTOR CO.

2005 Ford Focus ZX5 S

2005 FORD MOTOR CO. Focus

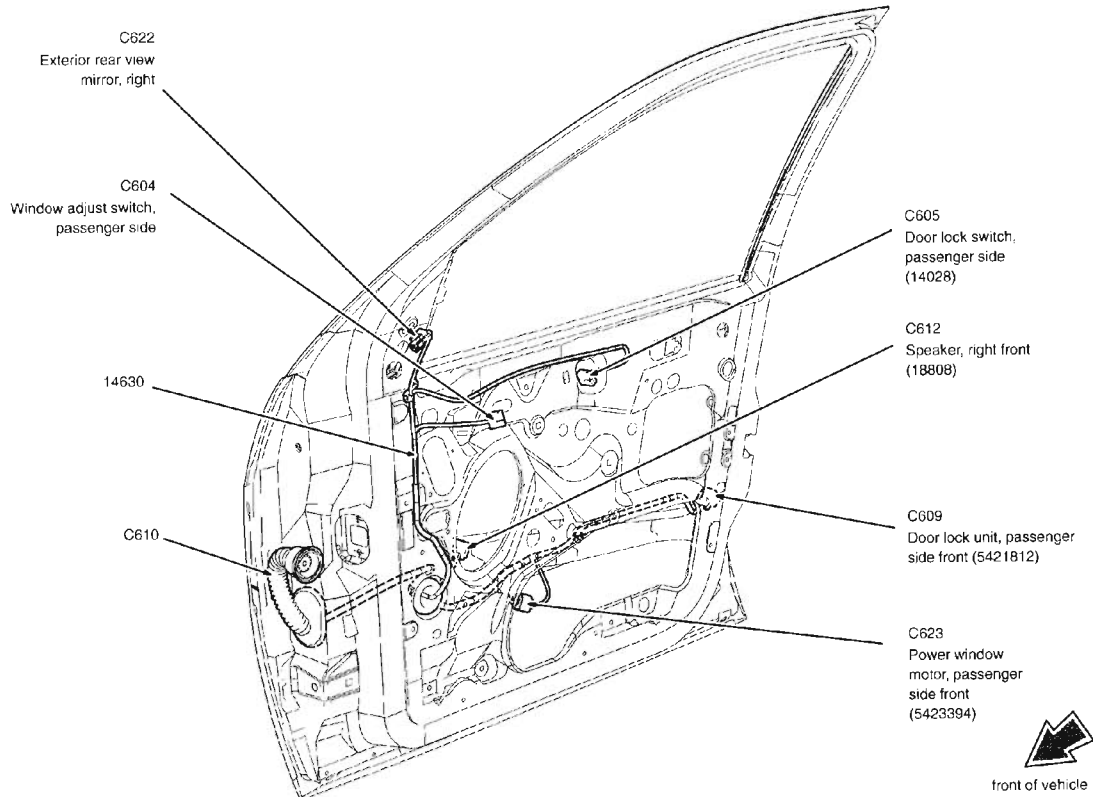


G00380194

Fig. 28: Passenger's Door (3 Door)
Courtesy of FORD MOTOR CO.

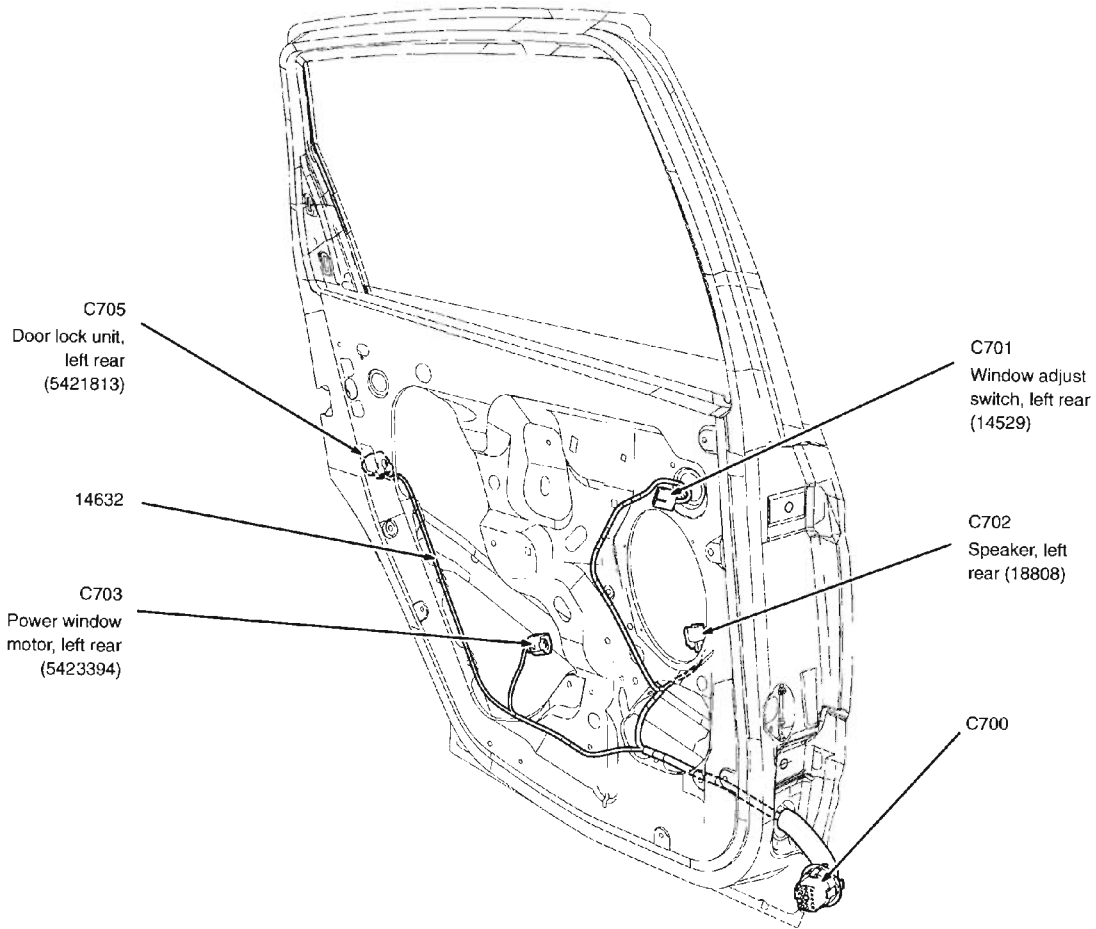
2005 Ford Focus ZX5 S

2005 FORD MOTOR CO. Focus



G00360195

Fig. 29: Passenger's Door (Except 3 Door)
Courtesy of FORD MOTOR CO.

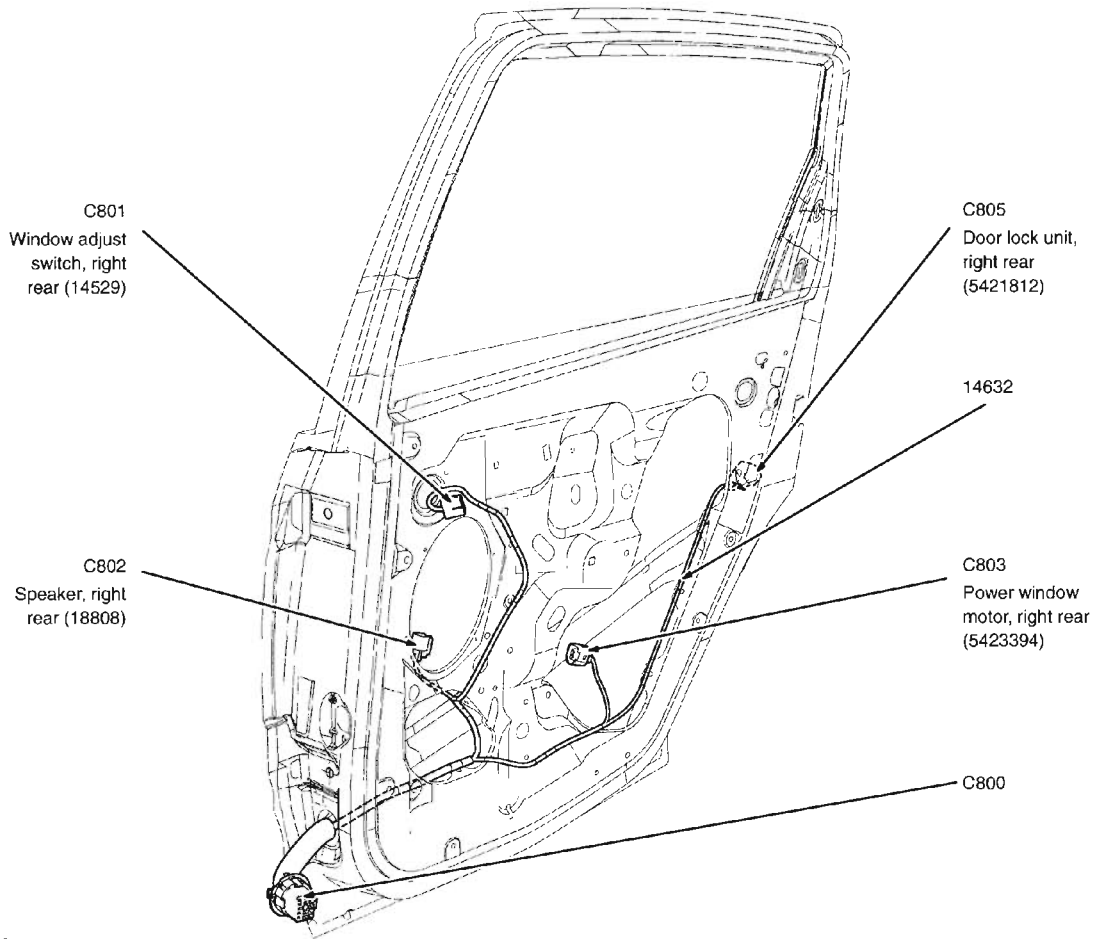


G00360196

Fig. 30: Left Rear Door
Courtesy of FORD MOTOR CO.

2005 Ford Focus ZX5 S

2005 FORD MOTOR CO. Focus

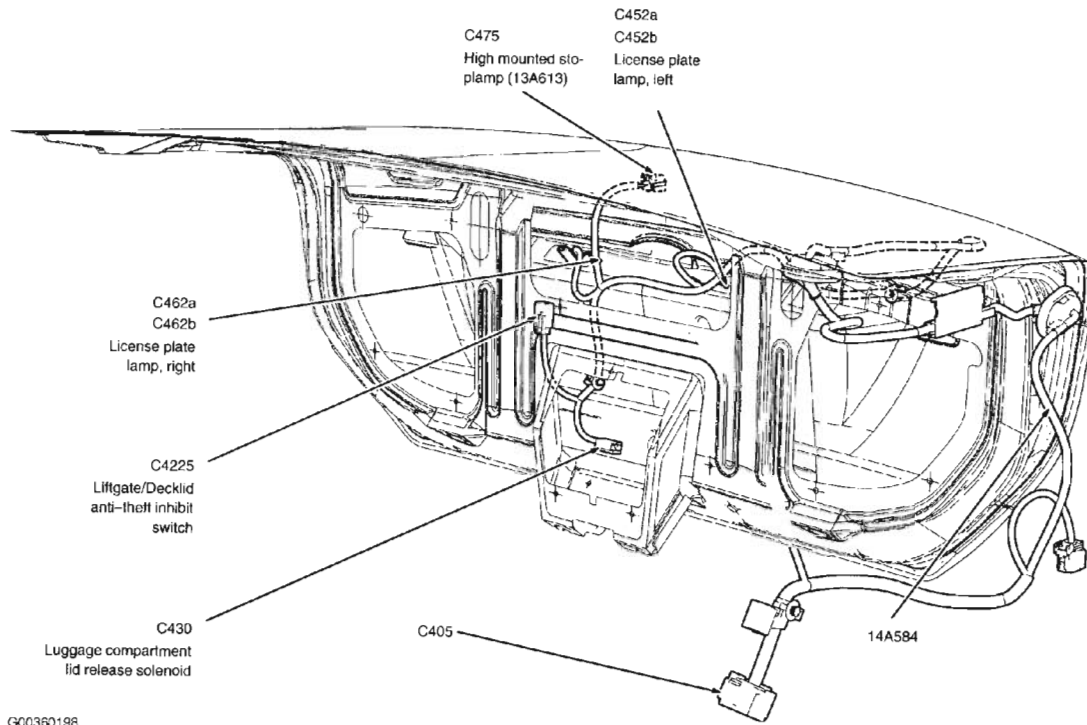


G00360197

Fig. 31: Right Rear Door
Courtesy of FORD MOTOR CO.

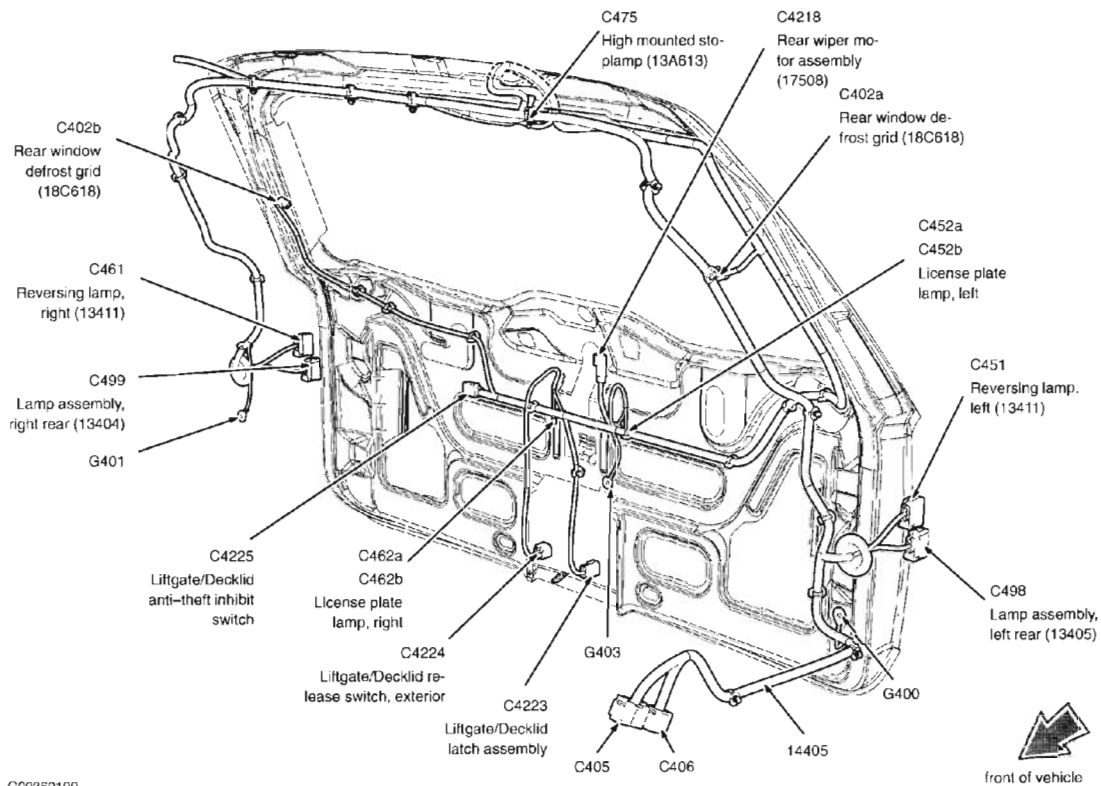
2005 Ford Focus ZX5 S

2005 FORD MOTOR CO. Focus



G00360198

Fig. 32: Deck Lid (4 Door)
Courtesy of FORD MOTOR CO.



G00360199

Fig. 33: Liftgate (Wagon)

Courtesy of FORD MOTOR CO.

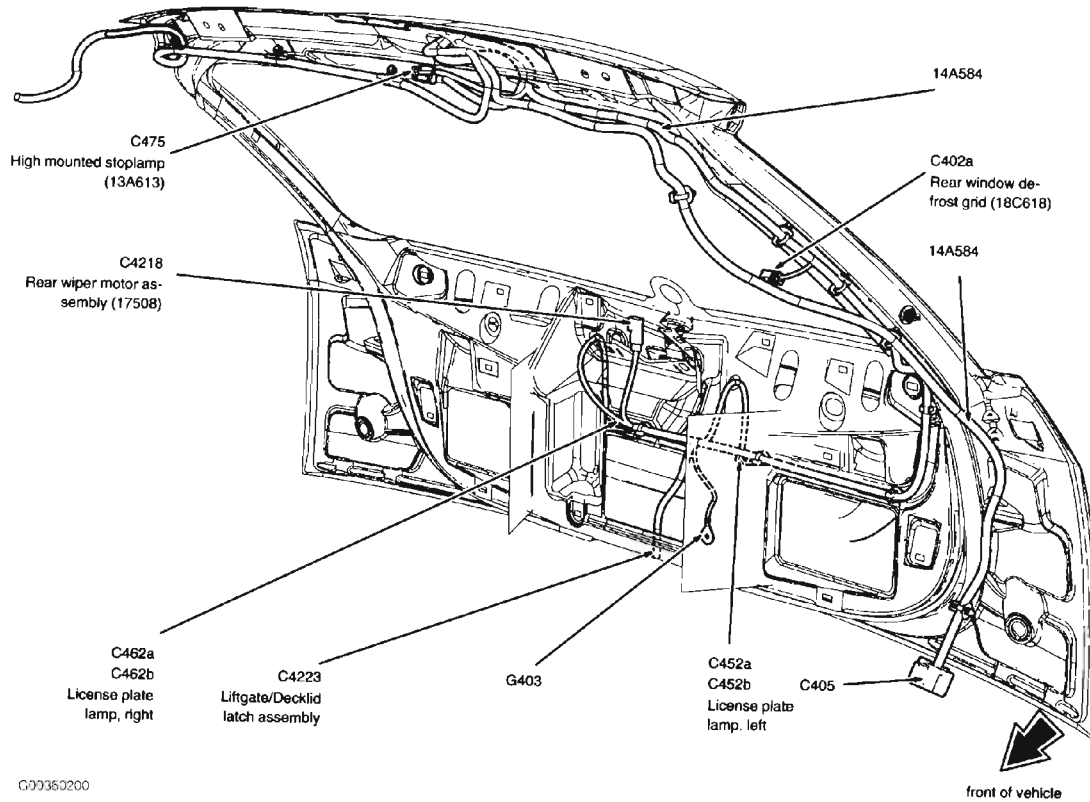
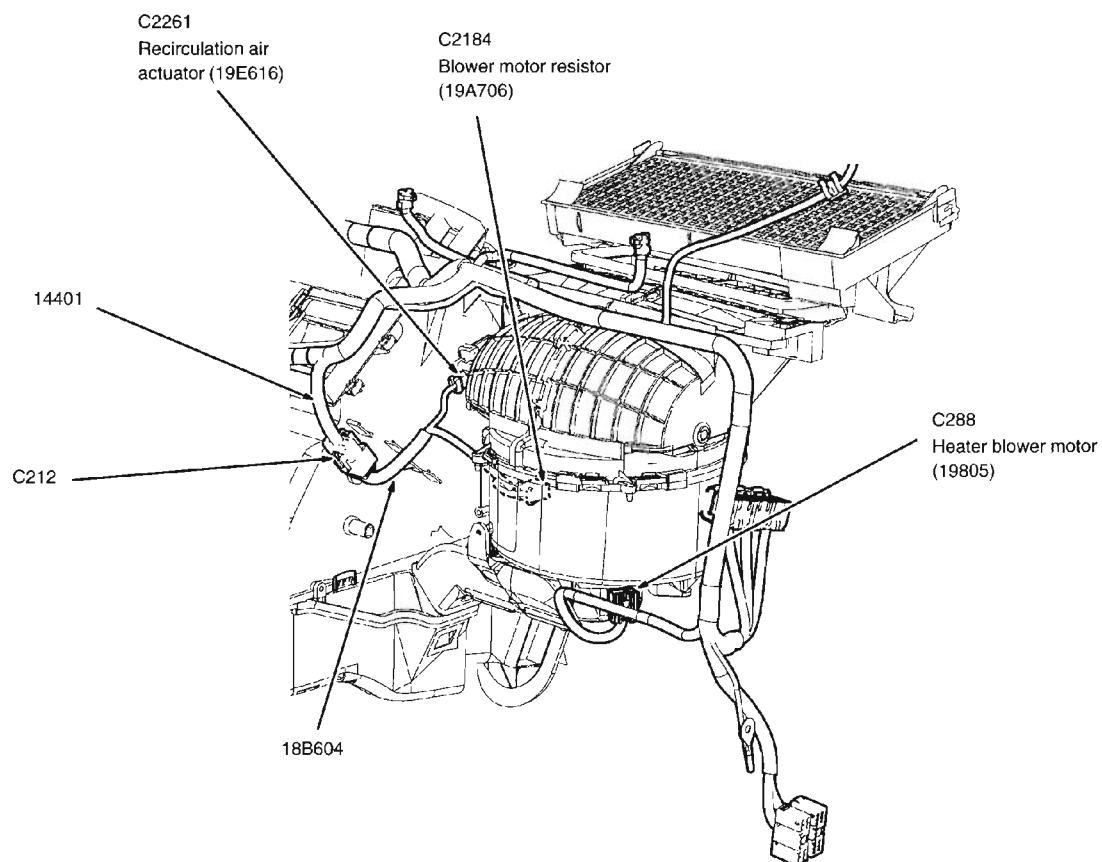


Fig. 34: Liftgate (3 Door & 5 Door)
Courtesy of FORD MOTOR CO.



G00360201

Fig. 35: Heater Unit
Courtesy of FORD MOTOR CO.

2005 Ford Focus ZX5 S

2005 FORD MOTOR CO. Focus

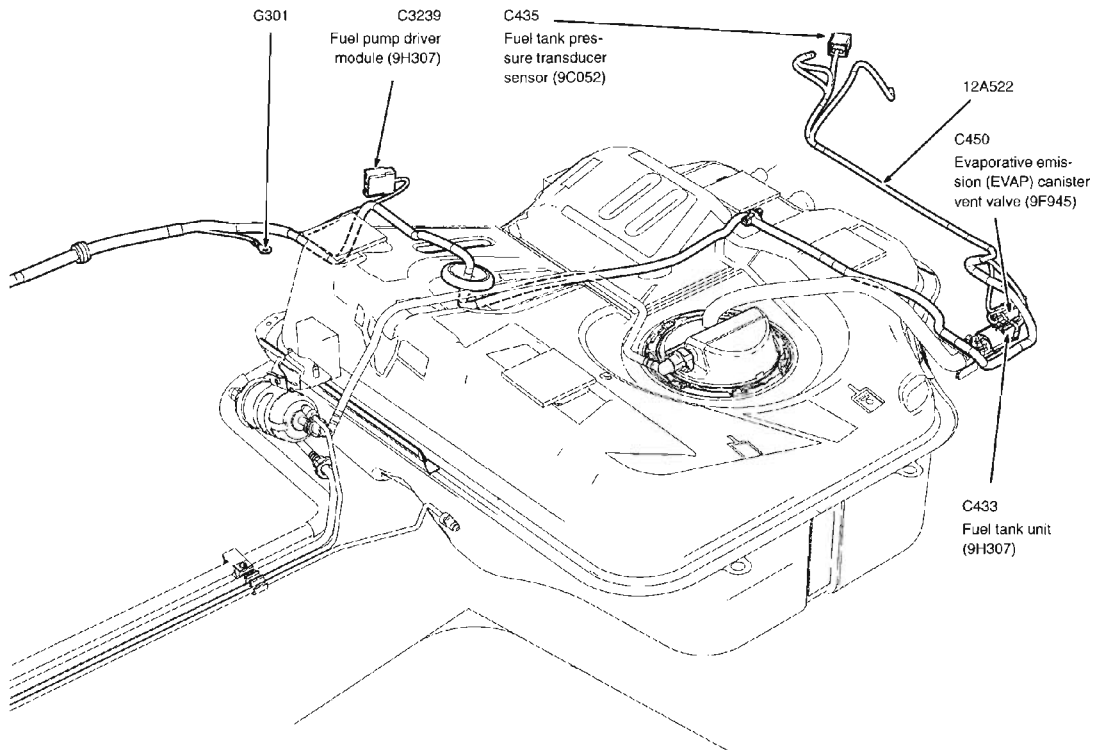


Fig. 36: Fuel Tank
Courtesy of FORD MOTOR CO.